



EVALUATION REPORT

FLORIDA BUILDING CODE, 7TH EDITION (2020)

Manufacturer: JOHNS MANVILLE CORPORATION
 P.O. Box 5108
 Denver, CO 80217
 (303) 978-2478
www.jm.com

Issued April 24, 2023

Manufacturing Plants: Southgate, CA
 Oklahoma City, OK
 Macon, GA

Quality Assurance: UL LLC (QUA9625)

SCOPE

Category: Roofing
Subcategory: Modified Bitumen Roof System
Code Edition: Florida Building Code, 7th Edition (2020) including High-Velocity Hurricane Zones (HVHZ)
Code Sections: 1504.3.1, 1504.6, 1504.7, 1507.2.9.2, 1507.6.5, 1507.10.2, 1507.11.2, 1515.1.1, 1515.1.4, 1515.2.4, 1523.1.1, 1523.6.2
Properties: Wind Resistance, Physical Properties, Impact Resistance

PRODUCT DESCRIPTION

Products	Specification	Description
JM BaseGrip SD/SA	ASTM D 4601	Self-adhering, asphalt impregnated and coated glass fiber base sheet for use in conventional and modified bitumen built-up roofing.
DynaBase	ASTM D 6163	A glass reinforced SBS modified bitumen base sheet.
DynaBase 3.0	ASTM D 6163	A glass reinforced SBS modified bitumen base sheet.
DynaBase HW	ASTM D 6163	A glass reinforced SBS modified bitumen base sheet for heat welded applications.
DynaBase PR	ASTM D 6164	A polyester reinforced SBS modified bitumen base sheet.
DynaBase XT	ASTM D 6163	A glass reinforced SBS modified bitumen base or inner ply sheet.
DynaFast 180 HW	ASTM D 6164	A polyester reinforced SBS modified bitumen base or inner ply sheet for use in heat weld applications.
DynaFast 180 S	ASTM D 6164	A polyester reinforced SBS modified bitumen base or inner ply sheet.
DynaFast 250 HW	ASTM D 6164	A polyester reinforced SBS modified bitumen base or inner ply sheet for use in heat weld applications.
DynaGlas	ASTM D 6163	A glass reinforced SBS modified bitumen membrane surfaced with granules.
DynaGlas 30 FR	ASTM D 6163	A fire resistant, glass reinforced SBS modified bitumen membrane surfaced with granules.
DynaGlas FR	ASTM D 6163	A fire resistant, glass reinforced SBS modified bitumen membrane surfaced with granules.
DynaGlas FR CR	ASTM D 6163	A fire resistant, glass reinforced SBS modified bitumen membrane surfaced with granules and a reflective white coating.
DynaGlas FR CR G	ASTM D 6163	A fire resistant, glass reinforced SBS modified bitumen membrane surfaced with reflective roofing granules.
DynaGlas FR XT	ASTM D 6163	A fire resistant, glass reinforced SBS modified bitumen membrane surfaced with granules.
DynaGrip Base PR SD/SA	ASTM D 6164	Self-adhering, polyester reinforced SBS modified bitumen sheet.
DynaGrip Base SD/SA	ASTM D 4601	Self-adhering, asphalt impregnated and coated glass fiber base sheet for use in conventional and modified bitumen built-up roofing.

Products	Specification	Description
DynaKap FR T1	ASTM D 6162	A fire resistant, composite reinforced SBS modified bitumen membrane surfaced with granules.
DynaKap FR T1 HW	ASTM D 6162	A fire resistant, composite reinforced SBS modified bitumen membrane surfaced with granules for use in heat weld applications.
DynaKap FR T1 CR G	ASTM D 6162	A fire resistant, composite reinforced SBS modified bitumen membrane surfaced with reflective roofing granules.
DynaKap FR T1 HW CR G	ASTM D 6162	A fire resistant, composite reinforced SBS modified bitumen membrane surfaced with reflective roofing granules for use in heat weld applications.
DynaLastic 180	ASTM D 6164	A polyester reinforced SBS modified bitumen membrane surfaced with granules.
DynaLastic 180 FR	ASTM D 6164	A fire resistant, polyester reinforced SBS modified bitumen membrane surfaced with granules.
DynaLastic 180 FR CR	ASTM D 6164	A fire resistant, polyester reinforced SBS modified bitumen membrane surfaced with granules and a reflective white coating.
DynaLastic 180 FR CR G	ASTM D 6164	A fire resistant, polyester reinforced SBS modified bitumen membrane surfaced with reflective roofing granules.
DynaLastic 180 S	ASTM D 6164	A polyester reinforced SBS modified bitumen base or inner ply sheet.
DynaLastic 250 FR	ASTM D 6164	A fire resistant, polyester reinforced SBS modified bitumen membrane surfaced with granules.
DynaLastic 250 FR CR G	ASTM D 6164	A fire resistant, polyester reinforced SBS modified bitumen membrane surfaced with reflective roofing granules
DynaLastic 250 S	ASTM D 6164	A polyester reinforced SBS modified bitumen base or inner ply sheet.
DynaMax FR	ASTM D 6162	A fire resistant, composite reinforced SBS modified bitumen membrane surfaced with granules.
DynaMax FR CR	ASTM D 6162	A fire resistant, composite reinforced SBS modified bitumen membrane surfaced with granules and a reflective white coating.
DynaMax FR CR G	ASTM D 6162	A fire resistant, composite reinforced SBS modified bitumen membrane surfaced with reflective roofing granules.
DynaMax FR HW	ASTM D 6162	A fire resistant, composite reinforced SBS modified bitumen membrane surfaced with granules for use in heat weld applications.
DynaMax FR HW CR G	ASTM D 6162	A fire resistant, composite reinforced SBS modified bitumen membrane surfaced with reflective roofing granules for use in heat weld applications..
DynaMax FR Plus	ASTM D 6162	A fire resistant, composite reinforced SBS modified bitumen membrane surfaced with granules.
DynaMax FR Smooth	ASTM D 6162	A fire resistant, composite reinforced SBS modified bitumen base or inner ply sheet.
DynaMax S	ASTM D 6162	A composite reinforced SBS modified bitumen base or inner ply sheet.
DynaPly T1	ASTM D 6162	A composite reinforced SBS modified bitumen base or inner ply sheet.
DynaWeld 180 S	ASTM D 6164	A polyester reinforced SBS modified bitumen base or inner ply sheet for use in heat weld applications.
DynaWeld 250 S	ASTM D 6164	A polyester reinforced SBS modified bitumen base or inner ply sheet for use in heat weld applications.
DynaWeld Base	ASTM D 6163	A glass reinforced SBS modified bitumen base sheet for heat welded applications.
DynaWeld Cap	ASTM D 6163	A fire resistant, glass reinforced SBS modified bitumen membrane surfaced with granules for use in heat weld applications.
DynaWeld Cap 180 FR	ASTM D 6164	A fire resistant, polyester reinforced SBS modified bitumen membrane surfaced with granules for use in heat weld applications.

Products	Specification	Description
DynaWeld Cap 180 FR CR	ASTM D 6164	A fire resistant, polyester reinforced SBS modified bitumen membrane surfaced with granules and a reflective white coating for use in heat weld applications.
DynaWeld Cap 180 FR CR G	ASTM D 6164	A fire resistant, polyester reinforced SBS modified bitumen membrane surfaced with reflective roofing granules
DynaWeld Cap 250	ASTM D 6164	A polyester reinforced SBS modified bitumen membrane surfaced with granules for use in heat weld applications.
DynaWeld Cap 250 FR	ASTM D 6164	A fire resistant, polyester reinforced SBS modified bitumen membrane surfaced with granules for use in heat weld applications.
DynaWeld Cap 250 FR CR G	ASTM D 6164	A fire resistant, polyester reinforced SBS modified bitumen membrane surfaced with reflective granules for use in heat weld applications.
DynaWeld Cap FR	ASTM D 6163	A fire resistant, glass reinforced SBS modified bitumen membrane surfaced with granules for use in heat weld applications.
DynaWeld Cap FR CR	ASTM D 6163	A fire resistant, glass reinforced SBS modified bitumen membrane surfaced with granules and a reflective white coating for use in heat weld applications.
DynaWeld Cap FR CR G	ASTM D 6163	A fire resistant, glass reinforced SBS modified bitumen membrane surfaced with reflective roofing granules for use in heat weld applications.
DynaWeld Cap FR XT	ASTM D 6163	A fire resistant, glass reinforced SBS modified bitumen membrane surfaced with granules for use in heat weld applications.
GlasBase Plus	ASTM D 4601	Type II asphalt impregnated and coated glass fiber base sheet for use in conventional and modified bitumen built-up roofing.
GlasKap	ASTM D 3909	A mineral surfaced, asphalt coated, fiberglass cap sheet.
GlasKap CR	ASTM D 3909	A white mineral surfaced, white acrylic coated, fiberglass cap sheet.
GlasPly IV	ASTM D 2178	Type IV asphalt impregnated glass felt for use in conventional and modified bitumen built-up roofing.
GlasPly Premier	ASTM D 2178	Type VI asphalt impregnated glass felt for use in conventional and modified bitumen built-up roofing.
PermaPly 28	ASTM D 4601	Type II asphalt impregnated and coated glass fiber base sheet for use in conventional and modified bitumen built-up roofing.
Ventsulation Felt	ASTM D 4897	Heavy duty fiber glass base sheet impregnated and coated on both sides with asphalt with or without fine mineral stabilizer. Surfaced on the bottom side with coarse mineral granules embedded in asphaltic coating.

REFERENCES

<u>Entity</u>	<u>Report No.</u>	<u>Standards (Year)</u>
Atlantic & Caribbean Roof Consulting, LLC (TST4671)	ACRC 06-003	TAS 114 (2011) FM 4474 (2011)
Atlantic & Caribbean Roof Consulting, LLC (TST4671)	ACRC 06-005	TAS 114 (J) (2011) FM 4474 (2011)
Atlantic & Caribbean Roof Consulting, LLC (TST4671)	ACRC 06-009	TAS 114 (D) (2011) FM 4474 (2011)
Atlantic & Caribbean Roof Consulting, LLC (TST4671)	ACRC 07-014	TAS 114 (2011) FM 4474 (2011)
Atlantic & Caribbean Roof Consulting, LLC (TST4671)	ACRC 14-035	TAS 114 (2011) FM 4474 (2011)
IRT-ARCON (TST5296)	02-011	TAS 114 (J) (2011) FM 4474 (2011)
IRT-ARCON (TST5296)	02-026	TAS 114 (J) (2011) FM 4474 (2011)
FM Approvals (TST1867)	0V7A4.AM	FM 4470 (2016)
FM Approvals (TST1867)	0W6A2.AM	FM 4470 (2016)
FM Approvals (TST1867)	0X0A9.AM	FM 4470 (2016)
FM Approvals (TST1867)	0X7A4.AM	FM 4470 (2016)
FM Approvals (TST1867)	0Z8A9.AM	FM 4470 (2016)
FM Approvals (TST1867)	107A4.AM	FM 4470 (2016)
FM Approvals (TST1867)	3000949	FM 4470 (2016)
FM Approvals (TST1867)	3001457	FM 4470 (2016)
FM Approvals (TST1867)	3001482	FM 4470 (2016)
FM Approvals (TST1867)	3001629	FM 4470 (2016)
FM Approvals (TST1867)	3006346	FM 4470 (2016)
FM Approvals (TST1867)	3007148	FM 4470 (2016)
FM Approvals (TST1867)	3009499	FM 4470 (2016)
FM Approvals (TST1867)	3011248	FM 4470 (2016)
FM Approvals (TST1867)	3012064	FM 4470 (2016)
FM Approvals (TST1867)	3012974	FM 4470 (2016)
FM Approvals (TST1867)	3014090	FM 4470 (2016)
FM Approvals (TST1867)	3015484	FM 4470 (2016)
FM Approvals (TST1867)	3020600	FM 4470 (2016)
FM Approvals (TST1867)	3020703	FM 4470 (2016)
FM Approvals (TST1867)	3025158	FM 4474 (2011)
FM Approvals (TST1867)	3026130	FM 4470 (2016)
FM Approvals (TST1867)	3026151	FM 4470 (2016)
FM Approvals (TST1867)	3031797	FM 4470 (2016)
FM Approvals (TST1867)	3036559	FM 4470 (2016)
FM Approvals (TST1867)	3037222	FM 4470 (2016)
FM Approvals (TST1867)	3037540	FM 4470 (2016)
FM Approvals (TST1867)	3039653	FM 4470 (2016)
FM Approvals (TST1867)	3040205	FM 4470 (2016)
FM Approvals (TST1867)	3040986	FM 4470 (2016)
FM Approvals (TST1867)	3043824	FM 4470 (2016)
FM Approvals (TST1867)	3046174	FM 4470 (2016)
FM Approvals (TST1867)	3053933	FM 4470 (2016)
FM Approvals (TST1867)	3054150	FM 4470 (2016)
FM Approvals (TST1867)	3055167	FM 4470 (2016)
FM Approvals (TST1867)	3061218	FM 4470 (2016)
FM Approvals (TST1867)	3061804	FM 4470 (2016)
FM Approvals (TST1867)	3D4A4.AM	FM 4470 (2016)
FM Approvals (TST1867)	PR449524	FM 4470 (2016)
FM Approvals (TST1867)	PR450753	FM 4470 (2016)
FM Approvals (TST1867)	PR450753	FM 4470 (2016)
FM Approvals (TST1867)	PR451973	FM 4470 (2016)
FM Approvals (TST1867)	PR453769	FM 4470 (2016)
FM Approvals (TST1867)	PR454134	FM 4470 (2016)
FM Approvals (TAS1867)	PR455182	FM 4470 (2016)
FM Approvals (TAS1867)	PR459758	FM 4470 (2016)

<u>Entity</u>	<u>Report No.</u>	<u>Standards (Year)</u>
FM Approvals (TAS1867)	PR460648	FM 4470 (2016)
FM Approvals (TST1867)	PR461495	FM 4470 (2016)
FM Approvals (TAS1867)	RR229337	FM 4470 (2016)
FM Approvals (TAS1867)	RR229338	FM 4470 (2016)
FM Approvals (TAS1867)	RR229341	FM 4470 (2016)
FM Approvals (TAS1867)	RR229344	FM 4470 (2016)
FM Approvals (TAS1867)	RR230185	FM 4470 (2016)
FM Approvals (TAS1867)	RR231048	FM 4470 (2016)
FM Approvals (TAS1867)	RR231335	FM 4470 (2016)
FM Approvals (TAS1867)	RR231336	FM 4470 (2016)
FM Approvals (TAS1867)	RR231338	FM 4470 (2016)
FM Approvals (TAS1867)	RR232568	FM 4470 (2016)
FM Approvals (TST1867)	RR232747	FM 4470 (2016)
FM Approvals (TST1867)	RR233717	FM 4470 (2016)
FM Approvals (TST1867)	RR234327	FM 4470 (2016)
FM Approvals (TST1867)	RR460477	FM 4470 (2016)
FM Approvals (TST1867)	RR234751	FM 4470 (2016)
Nemoj Etc LLC (TST6049)	4a-CEL-19-LSWUS-01.C	FM 4474 (2011) TAS 114 (J) (2011)
Nemoj Etc LLC (TST6049)	4a-CEL-22-LSWUS-.01A	FM 4474(B) (2011); TAS 114(D) (2011); UL 1897 (2012)
Nemoj Etc LLC (TST6049)	4a-JM-23-LSWUS-01.A.R1	UL 1897 (2012)
PRI Construction Materials Technologies (TST5878)	GPGC-046-02-01	FM 4470 (2016)
PRI Construction Materials Technologies (TST5878)	JMC-065-02-01	ASTM D 6163 (2000(2015)E1)
PRI Construction Materials Technologies (TST5878)	JMC-066-02-01	ASTM D 6163 (2000(2015)E1)
PRI Construction Materials Technologies (TST5878)	JMC-070-02-01	ASTM D 2178 (2015)
PRI Construction Materials Technologies (TST5878)	JMC-071-02-01	ASTM D 2178 (2015)
PRI Construction Materials Technologies (TST5878)	JMC-072-02-01	ASTM D 4601 (2004(2012)E1)
PRI Construction Materials Technologies (TST5878)	JMC-074-02-01	ASTM D 4897 (2001(2009))
PRI Construction Materials Technologies (TST5878)	JMC-075-02-04.2	TAS 110 (2000) ASTM D 6164 (2011) ASTM G 155 (2013)
PRI Construction Materials Technologies (TST5878)	JMC-078-02-01	TAS 110 (2000) ASTM D 6298 (2013) ASTM G155 (2013)
PRI Construction Materials Technologies (TST5878)	JMC-081-02-01.02	TAS 117 (B & C) (1995)
PRI Construction Materials Technologies (TST5878)	JMC-091-02-01	ASTM D 4601 (2004(2012)E1)
PRI Construction Materials Technologies (TST5878)	JMC-093-02-01	ASTM D 4601 (2004(2012)E1)
PRI Construction Materials Technologies (TST5878)	JMC-096-02-01	TAS 117 (A & B) (1995)
PRI Construction Materials Technologies (TST5878)	JMC-105-02-01	TAS 110 (2000) ASTM D 6162 (2000A(2015)E1) ASTM G 155 (2013)
PRI Construction Materials Technologies (TST5878)	JMC-106-02-01	ASTM D 6164 (2011)
PRI Construction Materials Technologies (TST5878)	JMC-107-02-01,11	ASTM D 903 (1998(2010)) ASTM D 1876 (2008(2015)e1) ASTM D 5147 (2014) TAS 117(A & B) (1995) TAS 114(C) (1995)
PRI Construction Materials Technologies (TST5878)	JMC-108-02-01	FM 4474 (D) (2011) TAS 114 (J) (2011)
PRI Construction Materials Technologies (TST5878)	JMC-113-02-01	ASTM D 6164 (2011)
PRI Construction Materials Technologies (TST5878)	JMC-114-02-01	FM 4474 (D) (2011) TAS 114 (J) (2011)
PRI Construction Materials Technologies (TST5878)	JMC-118-02-02	FM 4474 (C) (2011) TAS 114 (C) (1995)
PRI Construction Materials Technologies (TST5878)	JMC-131-02-01	FM 4474 (B) (2011) TAS 114 (D) (2011)
PRI Construction Materials Technologies (TST5878)	JMC-132-02-01	FM 4474 (B) (2011) TAS 114 (D) (2011)
PRI Construction Materials Technologies (TST5878)	JMC-141-02-01	FM 4474 (D) (2011) TAS 114 (J) (2011)

<u>Entity</u>	<u>Report No.</u>	<u>Standards (Year)</u>
PRI Construction Materials Technologies (TST5878)	JMC-168-02-01	FM 4474 (D) (2011) TAS 114 (J) (2011)
PRI Construction Materials Technologies (TST5878)	JMC-171-02-01	ASTM D 6163 (2000(2015)E1)
PRI Construction Materials Technologies (TST5878)	JMC-171-02-02	ASTM D 6163 (2000(2015)E1)
PRI Construction Materials Technologies (TST5878)	JMC-171-02-03	ASTM D 6164 (2011)
PRI Construction Materials Technologies (TST5878)	JMC-171-02-04	ASTM D 6163 (2000(2015)E1) TAS 110 (2000)
PRI Construction Materials Technologies (TST5878)	JMC-171-02-07	ASTM G 155 (2013) ASTM D 6164 (2011) TAS 110 (2000)
PRI Construction Materials Technologies (TST5878)	JMC-171-02-10	ASTM G 155 (2013) ASTM D 6162 (2000A(2015)E1)
PRI Construction Materials Technologies (TST5878)	JMC-171-02-11	ASTM D 6164 (2011)
PRI Construction Materials Technologies (TST5878)	JMC-222-02-01	FM 4474 (D) (2011) TAS 114 (J) (2011)
PRI Construction Materials Technologies (TST5878)	JMC-222-02-02A	UL 1897 (2012)
PRI Construction Materials Technologies (TST5878)	JMC-222-02-02	FM 4474 (D) (2011) TAS 114 (J) (2011)
PRI Construction Materials Technologies (TST5878)	JMC-225-02-01	FM 4474 (B) (2011)
PRI Construction Materials Technologies (TST5878)	JMC-234-02-01	ASTM D 6162 (2000A(2015)E1) ASTM D 5147 (2014) TAS 110 (2000)
PRI Construction Materials Technologies (TST5878)	JMC-234-02-02	ASTM D 6163 (2000(2015)E1) ASTM D 5147 (2014) TAS 110 (2000)
PRI Construction Materials Technologies (TST5878)	JMC-234-02-03	ASTM D 6163 (2000(2015)E1) TAS 110 (2000)
PRI Construction Materials Technologies (TST5878)	JMC-234-02-05	ASTM D 6164 (2011) TAS 110 (2000)
PRI Construction Materials Technologies (TST5878)	JMC-222-02-04	FM 4474 (D) (2011) TAS 114 (J) (2011)
PRI Construction Materials Technologies (TST5878)	JMC-227-02-01	FM 4474 (D) (2011) TAS 114 (J) (2011)
PRI Construction Materials Technologies (TST5878)	JMC-234-02-04	ASTM D 6162 (2000A(2015)E1) TAS 110 (2000)
PRI Construction Materials Technologies (TST5878)	JMC-234-02-06	FM 4474 (D) (2011) TAS 114 (J) (2011)
PRI Construction Materials Technologies (TST5878)	JMC-238-02-01	ASTM D 6163 (2000(2015)E1) ASTM D 5147 (2014) ASTM D 4798 (2011)
PRI Construction Materials Technologies (TST5878)	JMC-238-02-03	ASTM D 6164 (2011) TAS 110 (2000)
PRI Construction Materials Technologies (TST5878)	JMC-242-02-01	FM 4474 (D) (2011) TAS 114 (J) (2011)
PRI Construction Materials Technologies (TST5878)	JMC-242-02-02	FM 4474 (B) (2011) TAS 114 (D) (2011)
PRI Construction Materials Technologies (TST5878)	JMC-242-02-03	FM 4474 (C) (2011)
PRI Construction Materials Technologies (TST5878)	JMC-243-02-01	ASTM D 5147 (2014) TAS 110 (2000)
PRI Construction Materials Technologies (TST5878)	JMC-245-02-01	FM 4474 (D) (2011) TAS 114 (J) (2011) UL 1897 (2012)
PRI Construction Materials Technologies (TST5878)	JMC-245-02-02	FM 4474 (B) (2011) TAS 114 (D) (2011)
PRI Construction Materials Technologies (TST5878)	JMC-246-02-01	FM 4474 (B) (2011) TAS 114 (D) (2011)
PRI Construction Materials Technologies (TST5878)	JMC-267-02-01	FM 4474 (D) (2011) TAS 114 (J) (2011) UL 1897 (2012)
PRI Construction Materials Technologies (TST5878)	JMC-267-02-02	FM 4474 (B) (2011) TAS 114 (D) (2011)
PRI Construction Materials Technologies (TST5878)	JMC-268-02-01	FM 4474 (D) (2011) TAS 114 (J) (2011) UL 1897 (2012)

<u>Entity</u>	<u>Report No.</u>	<u>Standards (Year)</u>
PRI Construction Materials Technologies (TST5878)	JMC-272-02-01	FM 4474 (D) (2011) TAS 114 (J) (2011) UL 1897 (2012)
PRI Construction Materials Technologies (TST5878)	JMC-277-02-01	TAS 114 (D) (2011)
PRI Construction Materials Technologies (TST5878)	JMC-308-02-01	FM 4474 (B) (2011) TAS 114 (D) (2011)
PRI Construction Materials Technologies (TST5878)	JMC-339-02-03	ASTM C 1289 (2015); ASTM E 84 (2016)
PRI Construction Materials Technologies (TST5878)	JMC-339-02-04	ASTM C 1289 (2015); ASTM E 84 (2016)
PRI Construction Materials Technologies (TST5878)	507T0002	FM 4474 (D) (2011) TAS 114 (J) (2011) UL 1897 (2012)
PRI Construction Materials Technologies (TST5878)	507T0003	FM 4474 (B) (2011) TAS 114 (D) (2011)
PRI Construction Materials Technologies (TST5878)	507T0009	FM 4474 (C) (2011)
PRI Construction Materials Technologies (TST5878)	507T0031	FM 4474 (C) (2011)
PRI Construction Materials Technologies (TST5878)	507T0061	FM 4474 (B) (2011) TAS 114 (D) (2011) UL 1897 (2012)
PRI Construction Materials Technologies (TST5878)	507T0065	FM 4474 (B) (2011) TAS 114 (D) (2011) UL 1897 (2012)
PRI Construction Materials Technologies (TST5878)	507T0069	ASTM D 6164 (2011)
PRI Construction Materials Technologies (TST5878)	507T0102	ASTM D 6162 (2000A(2015)E1) ASTM D 5147 (2014) TAS 110 (2000)
PRI Construction Materials Technologies (TST5878)	507T0103	ASTM D 6162 (2000A(2015)E1)
PRI Construction Materials Technologies (TST5878)	507T0104	ASTM D 6163 (2000(2015)E1) ASTM D 5147 (2014) TAS 110 (2000)
PRI Construction Materials Technologies (TST5878)	507T0105	ASTM D 6163 (2000(2015)E1)
PRI Construction Materials Technologies (TST5878)	507T0106	ASTM D 6162 (2000A(2015)E1)
PRI Construction Materials Technologies (TST5878)	507T0107	ASTM D 6162 (2000A(2015)E1)
PRI Construction Materials Technologies (TST5878)	507T0108	ASTM D 6164 (2011) ASTM D 5147 (2014) TAS 110 (2000)
PRI Construction Materials Technologies (TST5878)	507T0109	ASTM D 6164 (2011)
PRI Construction Materials Technologies (TST5878)	507T0111	ASTM D 6164 (2011)
PRI Construction Materials Technologies (TST5878)	507T0144B	FM 4474 (C) (2011)
PRI Construction Materials Technologies (TST5878)	507T0155	FM 4474 (B) (2011)
PRI Construction Materials Technologies (TST5878)	507T0174	FM 4474 (C) (2011)
PRI Construction Materials Technologies (TST5878)	507T0181	FM 4474 (C) (2011)
PRI Construction Materials Technologies (TST5878)	507T0187.2	TAS 117(A & B) (1995) FM 4470 (2016)
PRI Construction Materials Technologies (TST5878)	507T0199	TAS 114 (D) (2011)
PRI Construction Materials Technologies (TST5878)	507T0218	FM 4474 (C) (2011)
PRI Construction Materials Technologies (TST5878)	507T0222	ASTM D 6164 (2011)
PRI Construction Materials Technologies (TST5878)	507T0224	FM 4474 (D) (2011) TAS 114 (J) (2011)
PRI Construction Materials Technologies (TST5878)	507T0226	TAS 114 (D) (2011)
PRI Construction Materials Technologies (TST5878)	507T0241	FM 4474 (D) (2011) TAS 114 (J) (2011)
PRI Construction Materials Technologies (TST5878)	507T0247	ASTM D 6162 (2000A(2015)E1) ASTM D 5147 (2014) TAS 110 (2000)
PRI Construction Materials Technologies (TST5878)	507T0249	FM 4474 (B) (2011)
PRI Construction Materials Technologies (TST5878)	507T0250	FM 4474 (B) (2011) TAS 114 (D) (2011)
PRI Construction Materials Technologies (TST5878)	507T0253	ASTM D 6163 (2000(2015)E1) ASTM D 5147 (2014) TAS 110 (2000)
PRI Construction Materials Technologies (TST5878)	507T0256A	FM 4474 (C) (2011)
PRI Construction Materials Technologies (TST5878)	507T0266	FM 4474 (D) (2011) TAS 114 (J) (2011) UL 1897 (2012)


<u>Entity</u>	<u>Report No.</u>	<u>Standards (Year)</u>
PRI Construction Materials Technologies (TST5878)	507T0267	FM 4474 (C) (2011)
PRI Construction Materials Technologies (TST5878)	507T0268	FM 4474 (B) (2011)
PRI Construction Materials Technologies (TST5878)	507T0270B	FM 4474 (D) (2011)
		TAS 114 (J) (2011)
		UL 1897 (2012)
PRI Construction Materials Technologies (TST5878)	507T0271	FM 4474 (B) (2011)
PRI Construction Materials Technologies (TST5878)	507T0272	TAS 114 (D) (2011)
PRI Construction Materials Technologies (TST5878)	507T0273	FM 4474 (C) (2011)
PRI Construction Materials Technologies (TST5878)	507T0278	FM 4474 (C) (2011)
PRI Construction Materials Technologies (TST5878)	507T0269	ASTM D 6164 (2011)
		ASTM D 5147 (2014)
		TAS 110 (2000)
PRI Construction Materials Technologies (TST5878)	507T0293	ASTM D 4601 (2004(2012)E1)
PRI Construction Materials Technologies (TST5878)	507T0306.1	FM 4474 (D)(2011); TAS 114(J) (2011)
PRI Construction Materials Technologies (TST5878)	507T0320	FM 4474(C) (2011)
PRI Construction Materials Technologies (TST5878)	507T0326A	FM 4474 (B) (2011); TAS 114 (D) (2011)
PRI Construction Materials Technologies (TST5878)	507T0331	FM 4474(C) (2011)
PRI Construction Materials Technologies (TST5878)	507T0339	FM 4474(D) (2011)
Trinity ERD (TST6049)	00257.03.05-1	ASTM D 6162 (2000A(2015)E1)
		ASTM D 6163 (2000(2015)E1)
		ASTM D 6164 (2011)
		ASTM D 6298 (2013)
Trinity ERD (TST6049)	02843.02.05-10	TAS 114 (2011)
		FM 4474 (2011)
Trinity ERD (TST6049)	02843.02.07	TAS 114 (2011)
		FM 4474 (2011)
Trinity ERD (TST6049)	10390A-10.97-1	TAS 114 (2011)
		FM 4474 (2011)
Trinity ERD (TST6049)	10390A-12.97-1	TAS 114 (2011)
		FM 4474 (2011)
Trinity ERD (TST6049)	10391.01.03	TAS 114 (2011)
		FM 4474 (2011)
Trinity ERD (TST6049)	4251.08.96-1	TAS 114 (2011)
		FM 4474 (2011)
Trinity ERD (TST6049)	4670.03.01-1	TAS 117 (A & B) (1995)
Trinity ERD (TST6049)	4670.07.97-1	TAS 117 (1995)
Trinity ERD (TST6049)	4670.10.95-1	TAS 117 (B) (1995)
Trinity ERD (TST6049)	4674.11.01-1-R4	TAS 117 (B) (1995)
		TAS 114 (J) (2011)
Trinity ERD (TST6049)	A35880.04.12	TAS 117 (1995)
Trinity ERD (TST6049)	J13700.05.10-1-R1	ASTM D 6163 (2000(2015)E1)
		ASTM G 155 (2013)
Trinity ERD (TST6049)	J13700.05.10-1-R2	ASTM D 6164 (2011)
		ASTM G 155 (2013)
Trinity ERD (TST6049)	J17040.11.09	ASTM D 6164 (2011)
Trinity ERD (TST6049)	J34190.03.11	TAS 114 (J) (2011)
		FM 4474 (2011)
Trinity ERD (TST6049)	J45020.07.13	TAS 114 (2011)
		FM 4474 (2011)
Trinity ERD (TST6049)	J5260.03.07	TAS 114 (J) (2011)
		FM 4474 (2011)
Trinity ERD (TST6049)	J6990.12.07	ASTM D 6162 (2000A(2015)E1)
		ASTM D 6164 (2011)
Trinity ERD (TST6049)	J7670.06.08	ASTM D 3909 (2014)
Trinity ERD (TST6049)	JM-11190.03.16	FM 4474 (D) (2011)
		TAS 114 (J) (2011)
Trinity ERD (TST6049)	JM-SC11320.03.16	TAS 114 (D) (2011)
		FM 4474 (2011)

LIMITATIONS

1. Fire classification is not within the scope of this evaluation.
2. The roof deck and the roof deck attachment information are provided based on testing. FBC requirements for the rational design of the roof deck, including the attachment, are not within scope of this evaluation.
3. Foam plastic insulation shall be installed in accordance with the FBC Section 2603.4 and 2603.6.
4. In the HVHZ, fastener spacing for insulation attachment is determined using a Minimum Characteristic Force (F') of 275 lbf as demonstrated via testing to TAS 105. If the field tested fastener value is below 275 lbf, then insulation attachment shall not be acceptable.
5. In the HVHZ, fastener spacing for base sheets or membrane attachment shall meet the minimum fastener resistance value and the *MDP* for the specified assembly. It is permissible for a qualified professional to submit a revised fastener spacing utilizing the withdrawal resistance value obtained from TAS 105 testing and calculations performed in accordance with RAS 117 and/or RAS 137, when the fastener resistance is found less than required.
6. In the HVHZ, if mechanical attachment through the lightweight insulating concrete to the structural deck is proposed, a field fastener withdrawal test shall be conducted in compliance with TAS 105 to determine equivalent or increased attachment densities. Revised fastener densities shall be submitted utilizing the withdrawal resistance value obtained from TAS 105 testing and calculations performed in accordance with RAS 117 and/or RAS 137.
7. **HVHZ:** For assemblies containing mechanical attachment, the allowable uplift pressure for the selected assembly shall meet or exceed the minimum design loads as determined in accordance with the FBC Chapter 16. The attachment density may be increased by a qualified design professional, as necessary, to meet the design pressure requirements in the periphery zones. Calculations shall be conducted in compliance with RAS 117 and/or RAS 137.
Non-HVHZ: For assemblies containing mechanical attachment or adhered in ribbon-applied adhesive, the allowable uplift pressure for the selected assembly shall meet or exceed the minimum design loads as determined in accordance with the FBC Chapter 16. The attachment density may be increased by a qualified design professional, as necessary, to meet the design pressure requirements in the periphery zones. Calculations shall be conducted in compliance with RAS 117, RAS 137, or Section 2.2.10.1 FM LPDS 1-29 (February 2020).
8. Reroofing applications shall be examined in accordance with FBC Section 1511 outside of the HVHZ and FBC Section 1521 within the HVHZ. For mechanically fastened systems, a field withdrawal resistance test (TAS 105 in the HVHZ; ANSI/SPRI FX-1 or TAS 105 in the non-HVHZ) shall be conducted by a qualified professional to ensure the fastener meets the minimum design load requirements of the system. For adhered systems, a field uplift resistance test (TAS 124 in the HVHZ; ASTM E 907, FM LPDS 1-52, ANSI/SPRI IA-1, or TAS 124 in the non-HVHZ) shall be conducted to confirm conformance of the existing to the minimum design loads.
9. **HVHZ:** For assemblies containing fully adhered or ribbon adhered attachment, or where extrapolation of the assembly is not permitted, the *MDP* for the selected assembly shall meet or exceed the minimum design loads as determined in accordance with the FBC Chapter 16 without augmentation.
Non-HVHZ: For assemblies adhered in ribbon-applied adhesive, the allowable uplift pressure for the selected assembly shall meet or exceed the minimum design loads as determined in accordance with the FBC Chapter 16. The attachment density may be increased by a qualified design professional, as necessary, to meet the design pressure requirements in the periphery zones. Calculations shall be conducted in compliance with Section 2.2.10.1 FM LPDS 1-29 (February 2020).
10. Installation of the evaluated products shall comply with this report, the FBC, and the manufacturer's published application instructions. Where discrepancies exist between these sources, the more restrictive and FBC compliant installation detail shall prevail.
11. The minimum roof slope shall be 1/4:12 for new construction.
12. All products listed in this report shall be manufactured under a quality assurance program in compliance with Rule 61G20-3.

COMPLIANCE STATEMENT

The products evaluated herein by Zachary R. Priest, P.E. have demonstrated compliance with the Florida Building Code, 7th Edition (2020) including High-Velocity Hurricane Zones (HVHZ) as evidenced in the referenced documents submitted by the named manufacturer.



This item has been digitally signed and sealed by Zachary R. Priest, PE, on 4/24/2023.

Printed copies of this document are not considered signed and sealed and the signature must be verified on any electronic copies.

Zachary R. Priest, P.E.
Florida Registration No. 74021
Organization No. ANE9641

CERTIFICATION OF INDEPENDENCE

CREEK Technical Services, LLC does not have, nor will it acquire, a financial interest in any company manufacturing or distributing products under this evaluation.

CREEK Technical Services, LLC is not owned, operated, or controlled by any company manufacturing or distributing products under this evaluation.

Zachary R. Priest, P.E. does not have, nor will acquire, a financial interest in any company manufacturing or distributing products under this evaluation.

Zachary R. Priest, P.E. does not have, nor will acquire, a financial interest in any other entity involved in the approval process of the product.

APPENDICES

- 1) [APPENDIX A](#) – Installation (6 pages)
- 2) [APPENDIX B](#) – Nomenclature and Approved Assemblies (70 pages)

INSTALLATION

Note - Refer to the [APPROVED ASSEMBLIES](#) section of this report within Appendix B for specific installation details of a selected assembly.

Unless otherwise specified in this report the following installation details shall be met for the named products:

Component	Product	Installation Detail
Fastening Systems	JM All Purpose Fastener	#14 fasteners; Min. 3/4-inch penetration through the top rib of the steel deck or wood deck; Min. 1-inch penetration into concrete deck
	JM APB Plates	2-inch diameter; Galvalume steel plate with reinforcing ribs and barbs
	JM High Load Plates	2 3/8-inch diameter; Galvalume steel plate with eyehooks
	JM High Load Fastener	#15 fastener; Min. 3/4-inch penetration through the top rib of the steel deck or wood deck
	JM High Load LH Fastener	Large Head #15 fastener; Min. 3/4-inch penetration through the top rib of the steel deck or wood deck
	JM Lightweight Concrete (LWC) Base Fastener	Min. 1.7-inch shank; Pre-Assembled with 2.7-inch galvalume coated steel plate. Full embedment of shank into substrate
	JM Metal Membrane Batten	Membrane anchors and metal strips
	JM Polymer Auger Fastener	Min. 2-inch embedment into gypsum or cementitious wood fiber decks
	JM Polymer Auger Plate 3"	For use with Polymer Auger Fastener; 3-inch round plate
	JM Polymer Membrane Batten	Membrane anchors and plastic strips
	JM Structural Concrete Deck Fasteners	Hammer-in fasteners; Min. 1-inch penetration into concrete deck
	JM UltraFast Fastener #12 Hex Head	#12 fastener; Min. 3/4-inch penetration through the top rib of the steel deck or wood deck
	JM UltraFast 3" Round Metal Plate or UltraFast Plate Metal Recessed	3-inch diameter round; Galvalume steel plate
	JM UltraFast Plastic Plate	3-inch diameter round; High Density Polyolefin plate
	JM UltraFast Metal Plate (Square) or UltraFast Plate Metal Flat	3-inch square; Galvalume steel plate
	JM UltraLok	Min. 1.4-inch shank; Pre-Assembled with 2.7-inch galvalume coated steel plate. Full embedment of shank into substrate
	SFS Intec Dekfast DF-#12-PH3 Fastener	#12 fasteners; Min. 3/4-inch penetration through the top rib of the steel deck or wood deck;
	SFS Intec Dekfast DF-#14-PH3 Fastener	#15 fasteners; Min. 3/4-inch penetration through the top rib of the steel deck or wood deck; Min. 1-inch penetration into concrete deck
	SFS Intec Dekfast DF-#15-PH3 Fastener	#15 fasteners; Min. 3/4-inch penetration through the top rib of the steel deck or wood deck; Min. 1-inch penetration into concrete deck
	SFS Intec Dekfast PLT-H-2-7/8	2-7/8" hexagonal galvalume steel stress plate
	SFS Intec Dekfast PLT-R-3	3-inch diameter round; Galvalume steel plate
	Trufast 3" Metal Insulation Plate	3-inch diameter round; Galvalume steel plate
	Trufast #12 DP Fastener	#12 fasteners; Min. 3/4-inch penetration through the top rib of the steel deck or wood deck;
	Trufast #14 HD Fastener	#14 fasteners; Min. 3/4-inch penetration through the top rib of the steel deck or wood deck; Min. 1-inch penetration into concrete deck
	Trufast #15 EHD Fastener	#15 fasteners; Min. 3/4-inch penetration through the top rib of the steel deck or wood deck;
	Trufast Deep Well Batten Bar	Galvalume steel membrane batten with recessed holes
	Trufast Straight Line Batten Bar	Galvalume steel membrane batten for use with Twin-Loc Nail without integrated plate
	Trufast Twin-Loc Nail	Min. 1.4-inch shank; Base sheet fastener with and without integrated 2.7-inch diameter plate.



Component	Product	Installation Detail
Fastening Systems (Cont'd)	TRUFAST VERSA-FAST Fastener	Min. 2 1/4-inch length; Min. 2 1/4-inch embedment into for LWIC or Gypsum decks; Min. 3/4-inch penetration through wood deck
	TRUFAST VERSA-FAST Metal Plate	3-inch diameter; 0.017-inch thick Galvalume steel plate with one (1) center hole and eight (8) equally spaced perimeter holes for multiple fastening
Insulation Adhesives	JM One-Step Foamable Adhesive	Ribbon adhered in 3/4 to 1-inch wide beads
	JM Two Part Urethane Insulation Adhesive or JM Two-Part UIA	
	JM Two-Part Urethane Adhesive Canister or JM Two-Part UIA Canister	
	JM Roofing System Urethane Adhesive	Ribbon adhered in 3/4-inch wide beads
	ASTM D 312, Type IV Asphalt	Fully adhered within the EVT range at a rate of 20-40 lbs/100 ft ²
Membrane Adhesives	JM DynaSet 1k	Fully adhered at a rate of 1.5-2.0 gal/100 ft ²
	JM MBR Bonding Adhesive	Fully adhered at a rate of 1.5-2.0 gal/100 ft ²
	JM MBR Cold Application Adhesive	
	JM Premium Cold Application Adhesive	
Insulation/Cover Boards	EPS	Min. 0.5-inch, min. 1.8 pcf (HVHZ) or min. 1.5 pcf (non-HVHZ) expanded polystyrene; Adhered boards shall be a maximum 4-ft x 4-ft
	Georgia-Pacific DensDeck	Min. 1/4-inch thick
	Georgia-Pacific DensDeck Prime	
	Georgia-Pacific DensDeck StormX Prime	Min. 5/8-inch thick
	JM ENRGY 3 and tapered	Min. 1/2-inch thick; Min. 20 psi; Adhered boards shall be a maximum 4-ft x 4-ft
	JM ENRGY 3 C1 and tapered	
	JM ENRGY 3 AGF and tapered	
	JM ENRGY 3 CGF and tapered	
	JM ENRGY 3 C1 CGF and tapered	
	JM ENRGY 3 FR and tapered	Min. 1/2-inch thick; Min. 20 psi; Adhered boards shall be a maximum 4-ft x 4-ft
	JM Invinsa Roof Board	Min. 1/4-inch thick; Adhered boards shall be a maximum 4-ft x 4-ft
	JM Invinsa FR Roof Board	Min. 1/4-inch thick; Adhered boards shall be a maximum 4-ft x 4-ft
	JM ProtectoR HD	1/2-inch thick; Min. 80 psi; Adhered boards shall be a maximum 4 ft x 4 ft
	JM ProtectoR HD FR	
	JM DuraBoard	Min. 1/2-inch thick; Adhered boards shall be a maximum 4-ft x 4-ft
	JM Retro-Fit Board	
	JM RetroPlus Roof Board	
	JM Fesco Board	Min. 3/4-inch thick
	JM SECUROCK Gypsum-Fiber Roof Board	Min. 1/4-inch thick
	JM SECUROCK Glass-Mat Roof Board	
	JM SeparatoR	1/2-inch thick; Min. 25 psi; Adhered boards shall be a maximum 4 ft x 4 ft
	JM SeparatoR CGF	
	JM SeparatoR FR	
JM DuraFoam	Min. 1.5-inch thick; Adhered boards shall be a maximum 4-ft x 4-ft	
JM FescoFoam		
National Gypsum DEXcell Cement Roof Board	Min. 7/16-inch thick; Adhered boards shall be a maximum 4-ft x 4-ft	
National Gypsum DEXcell Glass Mat Roof Board	Min. 1/4-inch thick	
National Gypsum DEXcell FA Glass Mat Roof Board		

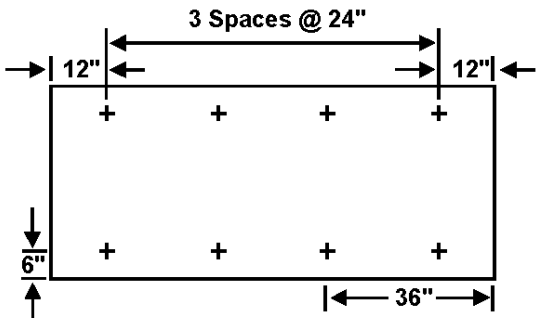
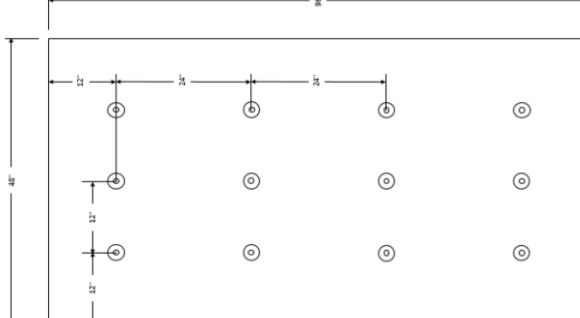
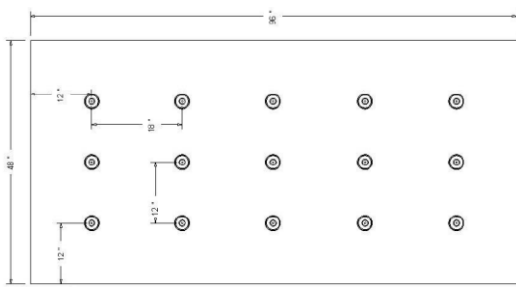
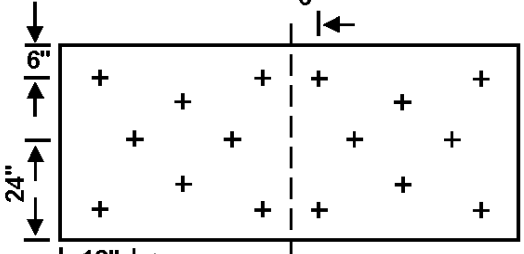
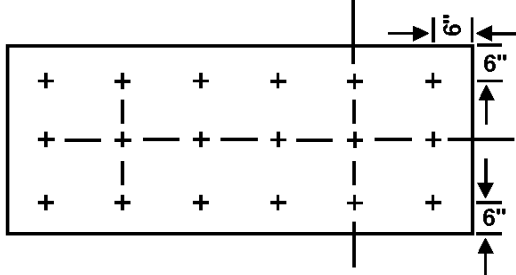
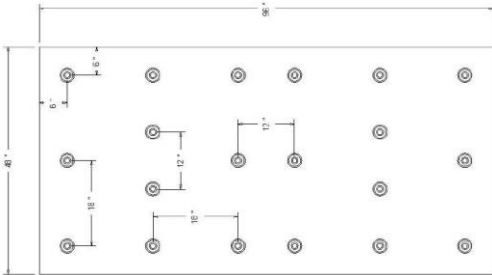
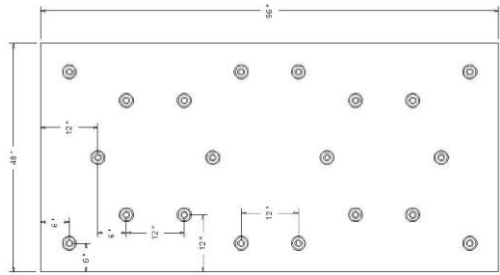
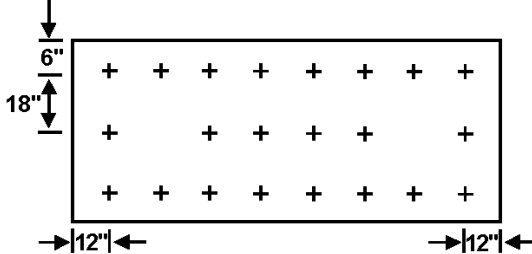


Component	Product	Installation Detail
Base/Ply Sheets	DynaBase	Min. 3-inch wide side-laps; Min. 6-inch end laps; Side-laps shall be installed perpendicular to the direction of the steel deck ribs and parallel to the direction of the wood trusses for mechanically attached systems
	DynaBase 3.0	
	DynaBase HW	
	DynaBase PR	
	DynaBase XT	
	DynaFast 180 HW	
	DynaFast 180 S	
	DynaFast 250 HW	
	DynaLastic 180 S	
	DynaLastic 250 S	
	DynaMax FR Smooth	
	DynaMax S	
	DynaPly T1	
	DynaWeld 180 S	
	DynaWeld 250 S	
	DynaWeld Base	
	GlasBase Plus	
	GlasPly IV	
	GlasPly Premier	
	PermaPly 28	
	Ventsulation Felt	
JM BaseGrip SD/SA	Min. 3 5/8-inch side-laps; Self-adhered	
DynaGrip Base SD/SA		
Cap Sheets	DynaGlas	Min. 3-inch side-laps; Min. 6-inch end-laps
	DynaGlas 30 FR	
	DynaGlas FR	
	DynaGlas FR CR	
	DynaGlas FR CR G	
	DynaGlas FR XT	
	DynaKap FR T1	
	DynaKap FR T1 HW	
	DynaKap FR T1 CR G	
	DynaKap FR T1 HW CR G	
	DynaLastic 180	
	DynaLastic 180 FR	
	DynaLastic 180 FR CR	
	DynaLastic 180 FR CR G	
	DynaLastic 250 FR	
	DynaLastic 250 FR CR G	
	DynaMax FR	
	DynaMax FR CR	
	DynaMax FR CR G	
	DynaMax FR HW	
	DynaMax FR HW CR G	
	DynaMax FR Plus	
	DynaWeld Cap	
	DynaWeld Cap 180 FR	
	DynaWeld Cap 180 FR CR	
	DynaWeld Cap 180 FR CR G	
	DynaWeld Cap 250	
	DynaWeld Cap 250 FR	
	DynaWeld Cap 250 FR CR G	
	DynaWeld Cap FR	
	DynaWeld Cap FR CR	



Component	Product	Installation Detail
Cap Sheets (Cont'd)	DynaWeld Cap FR CR G	Min. 3-inch side-laps; Min. 6-inch end-laps
	DynaWeld Cap FR XT	
	GlasKap	
	GlasKap CR	
Cellular Lightweight Concrete	Celcore MF	Slurry coat min. 1/8-inch thick; 1-inch thick EPS board (1 lbs/ft ³); Min. 2-inch thick top coat; Celcore PVA curing compound applied at rate of 300 ft ² /gal
	Celcore MF with HS Rheology Modifying Admixture	
	Celcore S-1	Applied in a continuous film with a broom prior to placement of the Celcore lightweight concrete
	Mearlcrete	Slurry coat min. 1/8-inch thick; Min. 1-inch thick EPS board (1 lbs/ft ³); Min. 2-inch top coat
	Elastizell	
	Concrecel	
	Cellular Lightweight Concrete	
Vapor Barrier	DynaBase HW	Min. 3-inch wide side-laps; Min. 6-inch end laps; Torch adhered to primed concrete deck
	DynaWeld 180 S	
	DynaWeld Cap 180 FR	
	JM DynaBase	Min. 3-inch wide side-laps; Min. 6-inch end laps; Applied with hot or cold <i>approved</i> adhesives
	JM DynaBase PR	
	JM DynaLastic 180 S	
	JM DynaLastic 250 S	
	JM DynaFast 180 S	Min. 3-inch wide side-laps; Min. 6-inch end laps; Self-adhered
	JM DynaGrip Base SD/SA	
	JM DynaGrip Base PR SD/SA	
	Vapor Barrier SA	Self-adhered to wood, gypsum or concrete decks primed with JM SA Primer Low VOC for JM SA Primer at a rate of 0.5 gal/100 ft ² ; Min. 3-inch sides laps; Min. 6-inch end laps
Vapor Barrier SAR		
Vapor Barrier Adhesives	DynaSet 1k	Min. 4-inch laps sealed at a rate of 1.5-2.0gal/100ft ² ; Applied to substrate in 0.75 to 1-inch wide continuous ribbons; See Membrane Adhesive instructions for base, ply, and cap sheet application instructions;
	DynaSet 2k	



Insulation/Cover Board Fastening Patterns	
 <p>8 per 4-ft x 8-ft board (Max. 4.0-ft² contributory area per fastener)</p>	 <p>12 per 4-ft x 8-ft board (Max. 2.67-ft² contributory area per fastener)</p>
 <p>15 per 4-ft x 8-ft board (Max. 2.0-ft² contributory area per fastener)</p>	 <p>16 per 4-ft x 8-ft board (Max. 2.0-ft² contributory area per fastener)</p>
 <p>18 per 4-ft x 8-ft board (Max. 1.78-ft² contributory area per fastener)</p>	 <p>20 per 4-ft x 8-ft board (Max. 1.6-ft² contributory area per fastener)</p>
 <p>20 per 4-ft x 8-ft board Alt. (Max. 1.6-ft² contributory area per fastener)</p>	 <p>22 per 4-ft x 8-ft board (Max. 1.45-ft² contributory area per fastener)</p>

Insulation/Cover Board Fastening Patterns	
<p>24 per 4-ft x 8-ft board (Max. 1.33-ft² contributory area per fastener)</p>	<p>24 per 4-ft x 8-ft board Alt. (Max. 1.33-ft² contributory area per fastener)</p>
<p>32 per 4-ft x 8-ft board (Max. 1.0-ft² contributory area per fastener)</p>	

VERSA-FAST Metal Plate Fastening Pattern	
Description	Fastening Pattern
<p>2 Fasteners/ Plate</p>	<p>Direction of fastener row within lap</p>



NOMENCLATURE

The following naming conventions are utilized to specify products in the [APPROVED ASSEMBLIES](#) section of this report. Refer to the nomenclature below when deciphering the allowable products for use in the selected assembly. Installation requirements shall be as noted in the [APPROVED ASSEMBLIES](#) and [INSTALLATION](#) section of this report.

Name	Definition												
<i>1k BUR Ply</i>	One or more plies of PermaPly 28 fully bonded in DynaSet 1k												
<i>1k SBS Ply</i>	One or more plies of DynaLastic 180 S, DynaFast 180 S, DynaLastic 250 S, DynaBase, DyanBase 3.0, DynaBase XT, DynaBase PR, DynaMax FR Smooth, DynaMax S, or DynaPly T1 fully bonded in DynaSet 1k												
<i>1k SBS Cap</i>	DynaGlas, DynaGlas 30 FR, DynaGlas FR, DynaGlas FR CR, DynaGlas FR CR G, DynaGlas FR XT, DynaLastic 180, DynaLastic 180 FR, DynaLastic 180 FR CR, DynaLastic 180 FR CR G, DynaLastic 250 FR, DynaLastic 250 FR CR G, DynaKap FR T1, DynaKap FR T1 CR G, DynaMax FR, DynaMax FR CR, DynaMax FR CR G, or DynaMax FR Plus fully bonded in DynaSet 1k												
<i>2-Part UIA</i>	JM Two-Part Urethane Insulation Adhesive, JM Two-Part UIA, JM Two-Part Urethane Adhesive Canister, or JM Two-Part UIA Canister												
<i>AP Fasteners & Plates</i>	All Purpose Fastener, Trufast #14 HD Fastener or Structural Concrete Deck Fastener (concrete only) and UltraFast 3" Round Metal Plate, UltraFast Plate Metal Recessed, UltraFast Plate Metal Flat, or UltraFast Metal Plate (Square)												
<i>APB Fasteners & Plates</i>	JM APB Plates and JM High Load Fasteners or Turfast #15 EHD Fasteners												
<i>As Tested</i>	Information provided to the report user based on the as tested condition of the roof system												
<i>BA SBS BUR Base</i>	One ply of PermaPly 28, DynaBase, DyanBase 3.0, DynaBase XT, or GlasBase Plus fully bonded in MBR Bonding Adhesive												
<i>BA SBS BUR Base 2</i>	One ply of PermaPly 28, DynaBase, DynaBase 3.0, DynaBase XT, DynaBase PR, GlasBase Plus, DynaPly T1, DynaLastic 180 S, DynaLastic 250 S, DynaLastic 250 FR S fully bonded in MBR Bonding Adhesive												
<i>BA SBS BUR Ply</i>	One or more plies of GlasBase Plus, PermaPly 28, DynaLastic 180 S, DynaFast 180 S, DynaLastic 250 S, DynaBase, DynaBase 3.0, DynaBase XT, DynaBase PR, DynaMax FR Smooth, DynaMax S, or DynaPly T1 fully bonded in MBR Bonding Adhesive												
<i>BA SBS Cap</i>	DynaGlas, DynaGlas 30 FR, DynaGlas FR, DynaGlas FR CR, DynaGlas FR CR G, DynaGlas FR XT, DynaLastic 180, DynaLastic 180 FR, DynaLastic 180 FR CR, DynaLastic 180 FR CR G, DynaLastic 250 FR, DynaLastic 250 FR CR G, DynaKap FR T1, DynaKap FR T1 CR G, DynaMax FR, DynaMax FR CR, DynaMax FR CR G, or DynaMax FR Plus fully bonded in MBR Bonding Adhesive												
<i>BA SBS Ply</i>	One or more plies of DynaLastic 180 S, DynaFast 180 S, DynaLastic 250 S, DynaBase, DynaBase 3.0, DynaBase XT, DynaBase PR, DynaMax FR Smooth, DynaMax S, or DynaPly T1 fully bonded in MBR Bonding Adhesive												
<i>CA SBS BUR Ply</i>	One or more plies of GlasBase Plus, PermaPly 28, DynaLastic 180 S, DynaFast 180 S, DynaLastic 250 S, DynaBase, DynaBase 3.0, DynaBase XT, DynaBase PR, DynaMax FR Smooth, DynaMax S, or DynaPly T1 fully bonded in MBR Cold Application Adhesive												
<i>CA SBS Cap</i>	DynaGlas, DynaGlas 30 FR, DynaGlas FR, DynaGlas FR CR, DynaGlas FR CR G, DynaGlas FR XT, DynaLastic 180, DynaLastic 180 FR, DynaLastic 180 FR CR, DynaLastic 180 FR CR G, DynaLastic 250 FR, DynaLastic 250 FR CR G, DynaKap FR T1, DynaKap FR T1 CR G, DynaMax FR, DynaMax FR CR, DynaMax FR CR G, or DynaMax FR Plus fully bonded in MBR Cold Application Adhesive												
<i>CA SBS Ply</i>	One or more plies of DynaLastic 180 S, DynaFast 180 S, DynaLastic 250 S, DynaBase, DynaBase 3.0, DynaBase XT, DynaBase PR, DynaMax FR Smooth, DynaMax S, or DynaPly T1 fully bonded in MBR Cold Application Adhesive												
<i>Celcore MF</i>	Celcore MF with HS Rheology Modifying Admixture cellular lightweight concrete												
<i>Cover Board</i>	One layer of any of the following products: <table border="0" style="width: 100%; border-collapse: collapse;"> <tr> <td style="width: 33%;">-Georgia-Pacific DensDeck</td> <td style="width: 33%;">-JM InvinSA FR Roof Board</td> <td style="width: 33%;">-JM SECUROCK Gypsum-Fiber Roof Board</td> </tr> <tr> <td>-Georgia-Pacific DensDeck Prime</td> <td>-JM ProtectorR HD</td> <td>-National Gypsum DEXcell FA Glass Mat Roof Board</td> </tr> <tr> <td>-Georgia-Pacific DensDeck StormX Prime</td> <td>-JM ProtectorR HD FR</td> <td>-National Gypsum DEXcell Glass Mat Roof Board</td> </tr> <tr> <td>-JM InvinSA Roof Board</td> <td>-JM SECUROCK Glass-Mat Roof Board</td> <td>-National Gypsum DEXcell Cement Roof Board</td> </tr> </table>	-Georgia-Pacific DensDeck	-JM InvinSA FR Roof Board	-JM SECUROCK Gypsum-Fiber Roof Board	-Georgia-Pacific DensDeck Prime	-JM ProtectorR HD	-National Gypsum DEXcell FA Glass Mat Roof Board	-Georgia-Pacific DensDeck StormX Prime	-JM ProtectorR HD FR	-National Gypsum DEXcell Glass Mat Roof Board	-JM InvinSA Roof Board	-JM SECUROCK Glass-Mat Roof Board	-National Gypsum DEXcell Cement Roof Board
-Georgia-Pacific DensDeck	-JM InvinSA FR Roof Board	-JM SECUROCK Gypsum-Fiber Roof Board											
-Georgia-Pacific DensDeck Prime	-JM ProtectorR HD	-National Gypsum DEXcell FA Glass Mat Roof Board											
-Georgia-Pacific DensDeck StormX Prime	-JM ProtectorR HD FR	-National Gypsum DEXcell Glass Mat Roof Board											
-JM InvinSA Roof Board	-JM SECUROCK Glass-Mat Roof Board	-National Gypsum DEXcell Cement Roof Board											



Name	Definition		
Deck Detail	All decks shall be designed by others in accordance with FBC requirements. As <i>Tested</i> deck construction details are described as follows:		
	<i>Concrete Deck</i>	Min. $f'_c = 2,500$ psi at 28 days	
	<i>Steel Deck</i>	Min. 22 ga, Wide Rib Deck (Type WR) conforming to ANSI/SDI-RD1.0 & FBC; 0.5% Vented for <i>LWIC</i> applications only. The following nomenclature is used to further describe the <i>As Tested</i> condition:	
		<i>F</i> <#>	Number <#> #12-24 HWH self-drilling screws or equivalent fastener at each flute used to secure the deck to the structural supports; Min. 1/4-inch penetration
		<i>G</i> <#>	Min. Grade <#> of <i>Steel Deck</i>
		<i>L</i> <#>	Max. span of <#> ft
		<i>P</i>	Min. 5/8-inch diameter puddle welds at each flute used to secure the deck to the structural supports
		<i>S</i> <#>	1/4 "-14 HWH x7/8" self-drilling screws or equivalent fastener secured <#>-inch o.c. along the panel side laps
	<i>Wood Deck</i>	<i>W</i>	3/4-inch O.D. flat washer used with indicated fastener
		The following nomenclature is used to further describe the <i>As Tested</i> condition:	
		<i>T</i> <#> <i>P</i>	Min. <#>-inch thickness of the plywood sheathing
		<i>T</i> <#> <i>O</i>	Min. <#>-inch thickness of the OSB sheathing
		<i>L</i> <#>	Max. span of <#> inches
		<i>0.113</i> -<#1>/<#2>	0.113-inch x 2-3/8-inch ring shank nails; Secured <#1> of fasteners at all intermediate supports and at the number <#2> of fasteners at the perimeter of each board
		<i>10d</i> -<#1>/<#2>	10d ring shank nails; Secured <#1>-inch o.c. at all intermediate supports and <#2> -o.c. at the perimeter of each board
<i>8d</i> -<#1>/<#2>		8d ring shank nails; Secured <#1>-inch o.c. at all intermediate supports and <#2> -o.c. at the perimeter of each board	
<i>#8</i> -<#1>/<#2>	#8 x 2-inch wood screws; Secured <#1>-inch o.c. at all intermediate supports and <#2> -o.c. at the perimeter of each board		
<i>#12</i> -<#1>/<#2>	#12-3" Olympic STC screws; Secured <#1>-inch o.c. at all intermediate supports and <#2> -o.c. at the perimeter of each board		
<i>DensDeck</i>	Min. 1/4-inch Georgia-Pacific DensDeck		
<i>DensDeck Prime</i>	Min. 1/4-inch Georgia-Pacific DensDeck Prime; or DensDeck StormX Prime		
<i>DEXcell FA</i>	Min. 1/4-inch National Gypsum DEXcell FA Glass Mat Roof Board		
<i>DEXcell Cement</i>	National Gypsum DEXcell Cement Roof Board		
<i>DF</i>	Dekfast DF-#12-PH3 (<i>Steel Deck</i> , or <i>Wood Deck</i>), Dekfast DF-#14-PH# (<i>Concrete Deck</i> , <i>Steel Deck</i> , or <i>Wood Deck</i>), or Dekfast DF-#15-PH3 (<i>Steel Deck</i> , or <i>Wood Deck</i>) with Dekfast PLT-R-3		
<i>E3</i>	JM ENRGY 3 or JM ENRGY 3 CGF		
<i>E3 C1</i>	JM ENRGY 3 C1 or JM ENRGY 3 C1 CGF		



Name	Definition																																																
Fasteners & Plates	Choose one of the following fastener and plate combinations for the given conditions: <table border="1"> <thead> <tr> <th>Board or Base Sheet</th> <th>Fastener</th> <th>Plate</th> <th>Roof Deck</th> </tr> </thead> <tbody> <tr> <td>Any</td> <td>JM All Purpose Fastener, JM Structural Concrete Deck Fastener, Dekfast DF-#14-PH3, or Trufast #14 HD Fastener</td> <td>JM UltraFast Metal Plate (Square), UltraFast Plate Metal Flat, UltraFast Metal Plate (Round), or UltraFast Plate Metal Recessed</td> <td>Concrete</td> </tr> <tr> <td>Any</td> <td>JM UltraFast Fastener, Trufast #12 DP Fastener, Trufast #14 HD Fastener, JM High Load Fastener, Dekfast DP-#15-PH3, or Trufast #15 EHD Fastener</td> <td>JM UltraFast Metal Plate (Square), UltraFast Plate Metal Flat, UltraFast Metal Plate (Round), or UltraFast Plate Metal Recessed</td> <td>Steel</td> </tr> <tr> <td>Any</td> <td>JM UltraFast Fastener, Trufast #12 DP Fastener, Dekfast DF-#12-PH3, JM All Purpose Fastener, Dekfast DF-#14-PH#, JM High Load Fastener, Dekfast DF-#15-PH3, or Trufast #15 EHD Fastener</td> <td>JM UltraFast Metal Plate (Square), UltraFast Plate Metal Flat, UltraFast Metal Plate (Round), or UltraFast Plate Metal Recessed</td> <td>Plywood or OSB</td> </tr> <tr> <td>Any</td> <td>Dekfast DF-#14-PH3</td> <td>Dekfast PLT-R-3</td> <td>Concrete</td> </tr> <tr> <td>Any</td> <td>Dekfast DF-#12-PH3 or Dekfast DP-#15-PH3</td> <td>Dekfast PLT-R-3</td> <td>Steel</td> </tr> <tr> <td>Any</td> <td>Dekfast DF-#12-PH3, Dekfast DF-#14-PH#, or Dekfast DF-#15-PH3</td> <td>Dekfast PLT-R-3</td> <td>Plywood or OSB</td> </tr> <tr> <td>Any</td> <td>JM All Purpose Fastener, JM Structural Concrete Deck Fastener, or Trufast #14 HD Fastener</td> <td>Trufast 3" Metal Insulation Plates</td> <td>Concrete</td> </tr> <tr> <td>ENRGY 3, Separator CGF, DensDeck Prime, DEXcell FA, or SECUROCK</td> <td>JM UltraFast Fastener or JM High Load Fastener</td> <td>Trufast 3" Metal Insulation Plates</td> <td>Steel</td> </tr> <tr> <td>ENRGY 3, Separator CGF, DensDeck Prime, DEXcell FA, or SECUROCK</td> <td>JM UltraFast Fastener, JM All Purpose Fastener or JM High Load Fastener</td> <td>Trufast 3" Metal Insulation Plates</td> <td>Plywood or OSB</td> </tr> <tr> <td>Any</td> <td>Trufast #12 DP Fastener, Trufast #14 HD Fastener, or Trufast #15 EHD Fastener</td> <td>Trufast 3" Metal Insulation Plates</td> <td>Steel or OSB</td> </tr> <tr> <td>Any</td> <td>Trufast #12 DP Fastener or Trufast #15 EHD Fastener</td> <td>Trufast 3" Metal Insulation Plates</td> <td>Plywood</td> </tr> </tbody> </table>	Board or Base Sheet	Fastener	Plate	Roof Deck	Any	JM All Purpose Fastener, JM Structural Concrete Deck Fastener, Dekfast DF-#14-PH3, or Trufast #14 HD Fastener	JM UltraFast Metal Plate (Square), UltraFast Plate Metal Flat, UltraFast Metal Plate (Round), or UltraFast Plate Metal Recessed	Concrete	Any	JM UltraFast Fastener, Trufast #12 DP Fastener, Trufast #14 HD Fastener, JM High Load Fastener, Dekfast DP-#15-PH3, or Trufast #15 EHD Fastener	JM UltraFast Metal Plate (Square), UltraFast Plate Metal Flat, UltraFast Metal Plate (Round), or UltraFast Plate Metal Recessed	Steel	Any	JM UltraFast Fastener, Trufast #12 DP Fastener, Dekfast DF-#12-PH3, JM All Purpose Fastener, Dekfast DF-#14-PH#, JM High Load Fastener, Dekfast DF-#15-PH3, or Trufast #15 EHD Fastener	JM UltraFast Metal Plate (Square), UltraFast Plate Metal Flat, UltraFast Metal Plate (Round), or UltraFast Plate Metal Recessed	Plywood or OSB	Any	Dekfast DF-#14-PH3	Dekfast PLT-R-3	Concrete	Any	Dekfast DF-#12-PH3 or Dekfast DP-#15-PH3	Dekfast PLT-R-3	Steel	Any	Dekfast DF-#12-PH3, Dekfast DF-#14-PH#, or Dekfast DF-#15-PH3	Dekfast PLT-R-3	Plywood or OSB	Any	JM All Purpose Fastener, JM Structural Concrete Deck Fastener, or Trufast #14 HD Fastener	Trufast 3" Metal Insulation Plates	Concrete	ENRGY 3, Separator CGF, DensDeck Prime, DEXcell FA, or SECUROCK	JM UltraFast Fastener or JM High Load Fastener	Trufast 3" Metal Insulation Plates	Steel	ENRGY 3, Separator CGF, DensDeck Prime, DEXcell FA, or SECUROCK	JM UltraFast Fastener, JM All Purpose Fastener or JM High Load Fastener	Trufast 3" Metal Insulation Plates	Plywood or OSB	Any	Trufast #12 DP Fastener, Trufast #14 HD Fastener, or Trufast #15 EHD Fastener	Trufast 3" Metal Insulation Plates	Steel or OSB	Any	Trufast #12 DP Fastener or Trufast #15 EHD Fastener	Trufast 3" Metal Insulation Plates	Plywood
	Board or Base Sheet	Fastener	Plate	Roof Deck																																													
	Any	JM All Purpose Fastener, JM Structural Concrete Deck Fastener, Dekfast DF-#14-PH3, or Trufast #14 HD Fastener	JM UltraFast Metal Plate (Square), UltraFast Plate Metal Flat, UltraFast Metal Plate (Round), or UltraFast Plate Metal Recessed	Concrete																																													
	Any	JM UltraFast Fastener, Trufast #12 DP Fastener, Trufast #14 HD Fastener, JM High Load Fastener, Dekfast DP-#15-PH3, or Trufast #15 EHD Fastener	JM UltraFast Metal Plate (Square), UltraFast Plate Metal Flat, UltraFast Metal Plate (Round), or UltraFast Plate Metal Recessed	Steel																																													
	Any	JM UltraFast Fastener, Trufast #12 DP Fastener, Dekfast DF-#12-PH3, JM All Purpose Fastener, Dekfast DF-#14-PH#, JM High Load Fastener, Dekfast DF-#15-PH3, or Trufast #15 EHD Fastener	JM UltraFast Metal Plate (Square), UltraFast Plate Metal Flat, UltraFast Metal Plate (Round), or UltraFast Plate Metal Recessed	Plywood or OSB																																													
	Any	Dekfast DF-#14-PH3	Dekfast PLT-R-3	Concrete																																													
	Any	Dekfast DF-#12-PH3 or Dekfast DP-#15-PH3	Dekfast PLT-R-3	Steel																																													
	Any	Dekfast DF-#12-PH3, Dekfast DF-#14-PH#, or Dekfast DF-#15-PH3	Dekfast PLT-R-3	Plywood or OSB																																													
	Any	JM All Purpose Fastener, JM Structural Concrete Deck Fastener, or Trufast #14 HD Fastener	Trufast 3" Metal Insulation Plates	Concrete																																													
	ENRGY 3, Separator CGF, DensDeck Prime, DEXcell FA, or SECUROCK	JM UltraFast Fastener or JM High Load Fastener	Trufast 3" Metal Insulation Plates	Steel																																													
ENRGY 3, Separator CGF, DensDeck Prime, DEXcell FA, or SECUROCK	JM UltraFast Fastener, JM All Purpose Fastener or JM High Load Fastener	Trufast 3" Metal Insulation Plates	Plywood or OSB																																														
Any	Trufast #12 DP Fastener, Trufast #14 HD Fastener, or Trufast #15 EHD Fastener	Trufast 3" Metal Insulation Plates	Steel or OSB																																														
Any	Trufast #12 DP Fastener or Trufast #15 EHD Fastener	Trufast 3" Metal Insulation Plates	Plywood																																														
HA SBS BUR Base	One ply of PermaPly 28, DynaBase, DynaBase 3.0, DynaBase XT, or GlasBase Plus fully bonded in ASTM D 312, Type IV Asphalt																																																
HA SBS BUR Base 2	One ply of PermaPly 28, DynaBase, DynaBase 3.0, DynaBase XT, GlasBase Plus, DynaPly T1, GlasPly IV, or GlasPly Premier fully bonded in ASTM D 312, Type IV Asphalt																																																
HA SBS BUR Base 3	One ply of PermaPly 28, DynaBase, DynaBase 3.0, DynaBase XT, GlasBase Plus, DynaPly T1, DynaBase PR, DynaLastic 180 S, DynaLastic 250 S, DynaLastic 250 FR S fully bonded in ASTM D 312, Type IV Asphalt																																																
HA SBS BUR Ply	One or more plies of GlasPly IV, GlasPly Premier, GlasBase Plus, PermaPly 28, DynaLastic 180 S, DynaFast 180 S, DynaLastic 250 S, DynaBase, DynaBase 3.0, DynaBase XT, DynaBase PR, DynaMax FR Smooth, DynaMax S, or DynaPly T1 fully bonded in ASTM D 312, Type IV Asphalt																																																
HA SBS BUR Ply 2	One or more plies of GlasPly IV, GlasPly Premier, GlasBase Plus, PermaPly 28, DynaLastic 180 S, DynaLastic 250 S, DynaBase, DynaBase 3.0, DynaBase XT, DynaBase PR, DynaPly T1, DynaLastic 250 FR S fully bonded in ASTM D 312, Type IV Asphalt																																																



Name	Definition																											
<i>HA SBS Cap</i>	DynaGlas, DynaGlas 30 FR, DynaGlas FR, DynaGlas FR CR, DynaGlas FR CR G, DynaGlas FR XT, DynaLastic 180, DynaLastic 180 FR, DynaLastic 180 FR CR, DynaLastic 180 FR CR G, DynaLastic 250 FR, DynaLastic 250 FR CR G, DynaKap FR T1, DynaKap FR T1 CR G, DynaMax FR, DynaMax FR CR, DynaMax FR CR G, or DynaMax FR Plus fully bonded in ASTM D 312, Type IV Asphalt																											
<i>HA SBS Ply</i>	One or more plies of DynaLastic 180 S, DynaFast 180 S, DynaLastic 250 S, DynaBase, DynaBase 3.0, DynaBase XT, DynaBase PR, DynaMax FR Smooth, DynaMax S, or DynaPly T1 fully bonded in ASTM D 312, Type IV Asphalt																											
<i>HL Fasteners & Plates</i>	JM High Load Fasteners, Trufast #15 EHD Fasteners and JM High Load Plates																											
<i>INVINSA</i>	JM Invinsa or JM Invinsa FR Roof Board																											
<i>Insulation</i>	One of more layers in any combination of: <table border="0" style="width: 100%;"> <tr> <td>DensDeck</td> <td>ENRGY 3 C1 CGF</td> <td>RetroPlus Roof Board</td> </tr> <tr> <td>DensDeck Prime</td> <td>ENRGY 3 CGF</td> <td>SECUROCK Glass-Mat Roof Board</td> </tr> <tr> <td>DEXcell Glass Mat Roof Board</td> <td>ENRGY 3 FR</td> <td>SECUROCK Gypsum-Fiber Roof Board</td> </tr> <tr> <td>DEXcell FA Glass Mat Roof Board</td> <td>Fesco Board, FescoFoam</td> <td>SECUROCK Cement Roof Board</td> </tr> <tr> <td>DEXcel Cement Board</td> <td>Invinsa Roof Board</td> <td>SeparatoR</td> </tr> <tr> <td>DuraBoard</td> <td>Invinsa FR Roof Board</td> <td>SeparatoR CGF</td> </tr> <tr> <td>DuraFoam, ENRGY 3</td> <td>ProtectoR HD</td> <td>SeparatoR FR</td> </tr> <tr> <td>ENRGY 3 AGF</td> <td>ProtectoR HD F</td> <td>EPS</td> </tr> <tr> <td>ENRGY 3 C1</td> <td>Retro-Fit Board</td> <td></td> </tr> </table>	DensDeck	ENRGY 3 C1 CGF	RetroPlus Roof Board	DensDeck Prime	ENRGY 3 CGF	SECUROCK Glass-Mat Roof Board	DEXcell Glass Mat Roof Board	ENRGY 3 FR	SECUROCK Gypsum-Fiber Roof Board	DEXcell FA Glass Mat Roof Board	Fesco Board, FescoFoam	SECUROCK Cement Roof Board	DEXcel Cement Board	Invinsa Roof Board	SeparatoR	DuraBoard	Invinsa FR Roof Board	SeparatoR CGF	DuraFoam, ENRGY 3	ProtectoR HD	SeparatoR FR	ENRGY 3 AGF	ProtectoR HD F	EPS	ENRGY 3 C1	Retro-Fit Board	
DensDeck	ENRGY 3 C1 CGF	RetroPlus Roof Board																										
DensDeck Prime	ENRGY 3 CGF	SECUROCK Glass-Mat Roof Board																										
DEXcell Glass Mat Roof Board	ENRGY 3 FR	SECUROCK Gypsum-Fiber Roof Board																										
DEXcell FA Glass Mat Roof Board	Fesco Board, FescoFoam	SECUROCK Cement Roof Board																										
DEXcel Cement Board	Invinsa Roof Board	SeparatoR																										
DuraBoard	Invinsa FR Roof Board	SeparatoR CGF																										
DuraFoam, ENRGY 3	ProtectoR HD	SeparatoR FR																										
ENRGY 3 AGF	ProtectoR HD F	EPS																										
ENRGY 3 C1	Retro-Fit Board																											
<i>LWIC</i>	Poured-in-place Cellular Lightweight Concrete with encapsulated insulation board																											
<i>MA Base</i>	One ply of PermaPly 28, GlasBase Plus, Ventsulation Felt, DynaBase, DynaBase 3.0, DynaBase XT, DynaBase PR, DynaLastic 180 S, DynaFast 180 S, DynaLastic 250 S, DynaMax FR Smooth, DynaMax S, or DynaPly T1 mechanically attached as prescribed per the approved assembly																											
<i>MA Base 2</i>	One ply of DynaBase, DynaBase 3.0, DynaBase XT, DynaBase PR, DynaLastic 180 S, DynaFast 180 S, DynaLastic 250 S, DynaMax FR Smooth, DynaMax S, or DynaPly T1 mechanically attached as prescribed per the approved assembly																											
<i>MA Base 3</i>	One ply of GlasBase Plus, Ventsulation Felt, DynaBase, DynaBase 3.0, DynaBase XT, DynaBase PR, DynaLastic 180 S, DynaFast 180 S, DynaLastic 250 S, DynaMax FR Smooth, DynaMax S, or DynaPly T1 mechanically attached as prescribed per the approved assembly																											
<i>MCRF</i>	Minimum Characteristic Resistance Force as determined by TAS 105 for the named fastener in the selected assembly																											
<i>MDP</i>	Maximum Design Pressure																											
<i>OSFA</i>	JM One-Step Foamable Adhesive																											
<i>PCA SBS BUR Ply</i>	One or more plies of GlasBase Plus, GlasPly IV, GlasPly Premier, PermaPly 28, DynaLastic 180 S, DynaFast 180 S, DynaLastic 250 S, DynaBase, DynaBase 3.0, DynaBase XT, DynaBase PR, DynaMax FR Smooth, DynaMax S, or DynaPly T1 fully bonded in Premium Cold Application Adhesive																											
<i>PCA SBS Cap</i>	DynaGlas, DynaGlas 30 FR, DynaGlas FR, DynaGlas FR CR, DynaGlas FR CR G, DynaGlas FR XT, DynaLastic 180, DynaLastic 180 FR, DynaLastic 180 FR CR, DynaLastic 180 FR CR G, DynaLastic 250 FR, DynaLastic 250 FR CR G, DynaKap FR T1, DynaKap FR T1 CR G, DynaMax FR, DynaMax FR CR, DynaMax FR CR G, or DynaMax FR Plus fully bonded in Premium Cold Application Adhesive																											
<i>PCA SBS Ply</i>	One or more plies of DynaLastic 180 S, DynaFast 180 S, DynaLastic 250 S, DynaBase, DynaBase 3.0, DynaBase XT, DynaBase PR, DynaMax FR Smooth, DynaMax S, or DynaPly T1 fully bonded in Premium Cold Application Adhesive																											
<i>Preliminarily Secured</i>	Fastened at minimum rate of five (5) fasteners per 4-ft x 8-ft board or four (4) fasteners per 4-ft x 4-ft board																											
<i>ProtectoR</i>	JM ProtectoR HD or JM ProtectoR HD FR Roof Board																											
<i>Recover</i>	Where assemblies are used to recover an existing roof, the existing roof shall consist of only one layer of roofing, i.e. recovering a previously recovered roof is not permitted. Recover roofing shall be conducted in compliance with FBC Section 1511 outside of the HVHZ and FBC Section 1521 within the HVHZ. For mechanically fastened roof assemblies, i.e. systems x-M-#, the insulation layer is optional, or any INSULATION board or slip sheet may be used as separation layer prior to installing the approved roof assembly.																											
<i>RSUA</i>	JM Roofing System Urethane Adhesive																											
<i>SA Base</i>	One ply of DynaGrip Base SD/SA, DynaGrip Base PR SD/SA, or JM BaseGrip SD/SA self-adhered																											



Name	Definition
SA VB	One ply of JM Vapor Barrier SAR or JB Vapor Barrier SA, self-adhered
SBS Base Ply	One ply of DynaBase, DynaBase 3.0, DynaBase PR, DynaBase XT, DynaLastic 180 S, DynaFast 180 S, DynaLastic 250 S, DynaMax FR Smooth, DynaMax S, or DynaPly T1
SBS TA VB	One ply DynaBase HW torched adhered over concrete deck prepared with ASTM D 41 primer
SC Fasteners & Plates	JM Structural Concrete Fastener and UltraFast 3" Round Metal Plate, UltraFast Plate Metal Recessed, UltraFast Plate Metal Flat, or UltraFast Metal Plate (Square)
SECUROCK	Min. 1/4-inch JM SECUROCK Gypsum-Fiber Roof Board
TA SBS Base	One or more plies of DynaWeld Base, DynaBase HW, DynaFast 180 HW, DynaWeld 180 S, DynaWeld 250 S, and DynaFast 250 HW fully bonded by torch adhering
TA SBS Base 2	One or more plies of DynaBase HW, DynaFast 180 HW, DynaWeld 180 S, DynaWeld 250 S, and DynaFast 250 HW fully bonded by torch adhering
TA SBS Cap	DynaWeld Cap FR, DynaWeld Cap FR CR, DynaWeld Cap FR CR G, DynaWeld Cap FR XT, DynaWeld Cap 180 FR, DynaWeld Cap 180 FR CR, DynaWeld Cap 180 FR CR G, DynaWeld Cap 250, DynaWeld Cap 250 FR, DynaWeld Cap 250 FR CR G, DynaKap FR T1 HW, DynaKap FR T1 HW CR G, DynaMax FR HW, or DynaMax FR HW CR G fully bonded by torch adhering
TA SBS Cap 2	DynaWeld Cap, DynaWeld Cap FR, DynaWeld Cap FR CR, DynaWeld Cap FR CR G, DynaWeld Cap FR XT, DynaWeld Cap 180 FR, DynaWeld Cap 180 FR CR, DynaWeld Cap 180 FR CR G, DynaWeld Cap 250, DynaWeld Cap 250 FR, DynaWeld Cap 250 FR CR G, DynaKap FR T1 HW, DynaKap FR T1 HW CR G, DynaMax FR HW, or DynaMax FR HW CR G fully bonded by torch adhering
TA SBS Cap 3	DynaWeld Cap FR XT, DynaWeld Cap 180 FR, DynaWeld Cap 180 FR CR, DynaWeld 180 FR CR G, DynaWeld Cap 250, DynaWeld Cap 250 FR, DynaWeld Cap 250 FR CR G, DynaKap FR T1 HW, DynaKap FR T1 HW CR G, DynaMax FR HW, or DynaMax FR HW CR G fully bonded by torch adhering
TA SBS Cap 4	DynaWeld Cap 180 FR, DynaWeld Cap 180 FR CR, DynaWeld 180 FR CR G, DynaWeld Cap 250, DynaWeld Cap 250 FR, DynaWeld Cap 250 FR CR G fully bonded by torch adhering with min. 4-inch wide side laps
TA SBS Ply	One or more plies of DynaWeld Base, DynaBase HW, DynaWeld 180 S, DynaFast 180 HW, DynaWeld 250 S, DynaFast 250 HW fully bonded by torch adhering
TF	Trufast #12 DP Fastener (<i>Steel Deck</i> or <i>Wood Deck</i>), Trufast #14 HD Fastener (<i>Concrete Deck</i> , <i>Steel Deck</i> , or <i>Wood Deck</i>), or Trufast #15 EHD Fasteners (<i>Concrete Deck</i> , <i>Steel Deck</i> or <i>Wood Deck</i>) with Trufast 3" Metal Insulation Plate
UF	JM UltraFast Fasteners (<i>Steel Deck</i> or <i>Wood Deck</i>), JM All Purpose Fasteners (<i>Concrete Deck</i> , <i>Steel Deck</i> , or <i>Wood Deck</i>), or JM High Load Fasteners (<i>Wood Deck</i> or <i>Steel Deck</i>) with JM UltraFast Metal Plate (Square), UltraFast Plate Metal Flat, UltraFast Metal Plate (Round), or UltraFast Plate Metal Recessed
UF Fasteners & Plates	UltraFast Fastener or Trufast #12 DP Fasteners with UltraFast 3" Round Metal Plate, UltraFast Plate Metal Recessed, UltraFast Plate Metal Flat, or UltraFast Metal Plate (Square)
UltraFast (Square)	UltraFast Plate Metal Flat or UltraFast Metal Plate (Square)



Name	Definition						
Vapor Barriers for Adhered Assemblies over Concrete Deck	One of the following options may be utilized as allowed by the <i>Approved Assembly</i> . The <i>MDP</i> shall be limited to the lesser of rating of the <i>Approved Assembly</i> and the <i>MDP</i> for the chosen vapor barrier.						
	Primer	Vapor Barrier	VB Application	Insulation Adhesive	MDP (psf)		
	None	DynaBase HW	Torch adhered	OSFA 12-inch o.c.	-172.5		
	None	DynaBase HW	Torch adhered	2-Part UIA 12-inch o.c.	-135		
	None	DynaBase HW	Torch adhered	RSUA 12-inch o.c.	-195		
	ASTM D 41	DynaGrip Base SD/SA	Self-adhered	OSFA 12-inch o.c.	-90		
	ASTM D 41	DynaGrip Base SD/SA	Self-adhered	2-Part UIA 12-inch o.c.	-97.5		
	ASTM D 41	DynaGrip Base SD/SA	Self-adhered	RSUA 12-inch o.c.	-82.5		
	ASTM D 41	DynaGrip Base PR SD/SA	Self-adhered	RSUA 12-inch o.c.	-202.5		
	ASTM D 41	DynaGrip Base PR SD/SA	Self-adhered	2-Part UIA 12-inch o.c.	-262.5		
	None	DynaLastic 180 S, DynaLastic 250 S, DynaFast 180 S, or DynaBase PR; Laps sealed with DynaSet 1k	DynaSet 1k 12-inch o.c.	OSFA, 2-Part UIA, or RSUA 12-inch o.c.	-232.5		
	None	DynaLastic 180 S, DynaLastic 250 S, DynaFast 180 S, or DynaBase PR; Laps sealed with DynaSet 1k	DynaSet 1k 12-inch o.c.	ASTM D 312, Type IV Asphalt	-337.5		
	None	DynaLastic 180, DynaLastic 180 FR, DynaLastic 250, DynaLastic 250 FR, DynaMax, or DynaMax FR; Laps sealed with DynaSet 1k	DynaSet 1k 12-inch o.c.	OSFA, 2-Part UIA, or RSUA 12-inch o.c.	-232.5		
	None	DynaLastic 180 S, DynaLastic 250 S, DynaFast 180 S, or DynaBase PR; Laps sealed with DynaSet 2k	DynaSet 2k 12-inch o.c.	OSFA, 2-Part UIA, or RSUA 12-inch o.c.	-97.5		
	None	DynaLastic 180 S, DynaLastic 250 S, DynaFast 180 S, or DynaBase PR; Laps sealed with DynaSet 2k	DynaSet 2k 12-inch o.c.	ASTM D 312, Type IV Asphalt	-75		
	ASTM D 41	DynaWeld Base	Torch adhered	OSFA 12-inch o.c.	-150		
	ASTM D 41	DynaWeld Base	Torch adhered	2-Part UIA 12-inch o.c.	-120		
ASTM D 41	DynaWeld Base	Torch adhered	RSUA 12-inch o.c.	-285			
JM SA Primer Low VOC or SA Primer	JM Vapor Barrier SA or SAR	Self-adhered	OSFA or RSUA 12-inch o.c.	-135			
JM SA Primer Low VOC or SA Primer	JM Vapor Barrier SA or SAR	Self-adhered	2-Part UIA 12-inch o.c.	-82.5			
Vapor Barriers for Adhered Assemblies over CWF Deck	One of the following options may be utilized as allowed by the <i>Approved Assembly</i> . The <i>MDP</i> shall be limited to the lesser of rating of the <i>Approved Assembly</i> and the <i>MDP</i> for the chosen vapor barrier.						
	Thermal Barrier	TB Adhesive	Primer	Vapor Barrier	VB Application	Insulation Adhesive	MDP (psf)
	SECUROCK	RSUA 12-inch o.c.	ASTM D 41	DynaWeld Cap	Torch adhered	RSUA 12-inch o.c.	-250



APPROVED ASSEMBLIES

The following notes shall be observed when using the assembly tables below.

1. MDPs were calculated using a 2:1 margin of safety per FBC Section 1504.9 and 1523.4.
2. Refer to [LIMITATIONS](#) and [NOMENCLATURE](#) sections of this evaluation when using the table(s) below.
3. Refer to [INSTALLATION](#) section of this report for installation detail when the information is not explicitly stated for the selected assembly.
4. The on-center (o.c.) spacing given is the maximum allowable attachment spacing for the rated system.
5. As Tested information for roof deck construction is provided for information only. The addition of the As Tested deck information does not obviate the requirement for rational design of the roof deck and roof deck attachment in accordance with FBC requirements.
6. Prior to application of the approved assembly an optional vapor barrier, such as 4-6 mil polyethylene or JM Vapor Barrier SA, JM Vapor Barrier SAR, DynaGrip Base SD/SA or DynaBase HW adhered to SECUROCK Gypsum-Fiber Roof Board, *DensDeck Prime*, or DEXcell FA Glass Mat Roof Board may be installed over concrete or steel decks when the approved assembly contains insulation or the membrane fastened through to the deck.
7. Base Insulation in assemblies with All Layers Adhered may be installed in one or more layers.

Assembly System Numbers and Definitions	
C-A-#	Assemblies with All Layers Adhered over <i>Concrete Deck</i> (New or Existing)
C-AM-#	Assemblies with Adhered Membranes over Insulated <i>Concrete Deck</i> (New, Existing, or Recover)
C-M-#	Mechanically Fastened Assemblies over <i>Concrete Deck</i> (New, Existing, or Recover)
CW-A-#	Assemblies with All Layers Adhered over Cementitious Wood Fiber Deck (New or Existing)
CW-AM-#	Assemblies with Adhered Membranes over Insulated Cementitious Wood Fiber Deck (New, Existing or Recover)
CW-M-#	Mechanically Fastened Assemblies over Cementitious Wood Fiber Deck (New, Existing, or Recover)
G-A-#	Assemblies with All Layers Adhered over Poured Gypsum Deck (New or Existing)
G-AM-#	Assemblies with Adhered Membranes over Insulated Poured Gypsum Deck (New, Existing or Recover)
G-M-#	Mechanically Fastened Assemblies over Poured Gypsum Deck (New, Existing, or Recover)
LC-A-#	Lightweight Concrete Assemblies with All Layers Adhered over <i>Concrete Deck</i> (New or Existing)
LC-AM-#	Lightweight Concrete Assemblies with Adhered Membranes over <i>Concrete Deck</i> (New or Existing)
LC-M-#	Mechanically Fastened Lightweight Concrete Assemblies over <i>Concrete Deck</i> (New or Existing)
LS-A-#	Lightweight Concrete Assemblies with All Layers Adhered over <i>Steel Deck</i> (New or Existing)
LS-AM-#	Lightweight Concrete Assemblies with Adhered Membranes over <i>Steel Deck</i> (New or Existing)
LS-M-#	Mechanically Fastened Lightweight Concrete Assemblies over <i>Steel Deck</i> (New or Existing)
R-A-#	Adhered <i>Recover</i> Assemblies
R-M-#	Mechanically Fastened Assemblies over <i>Recover</i> with Adhered Membranes
S-A-#	Adhered <i>Steel Deck</i> Assemblies (New or Existing)
S-AM-#	Assemblies with Adhered Membranes over Insulated <i>Steel Deck</i> (New, Existing, or Recover)
S-M-#	Mechanically Fastened Assemblies over <i>Steel Deck</i> (New, Existing, or Recover)
W-A-#	Assemblies with All Layers Adhered over <i>Wood Deck</i> (New or Existing)
W-AM-#	Assemblies with Adhered Membranes over Insulated <i>Wood Deck</i> (New, Existing, or Recover)
W-M-#	Mechanically Fastened Assemblies over <i>Wood Deck</i> (New, Existing, or Recover)



Assemblies with All Layers Adhered over Concrete Deck (New or Existing)							
System No.	Vapor Barrier	Base Insulation (Note 7)	Top Insulation	Base Ply	Ply Sheet	Cap Sheet	MDP (psf)
C-A-1	OPTIONAL HA SBS BUR Base 2 or Vapor Barriers for Adhered Assemblies over Concrete Deck	Min. 1.5-inch E3 fully adhered in ASTM D 312, Type IV Asphalt	DuraBoard or Min. 1/2-inch FescoBoard fully adhered in ASTM D 312, Type IV Asphalt	BA SBS BUR Base	OPTIONAL BA SBS BUR Ply; HA SBS BUR Ply; or TA SBS Ply	BA SBS Cap; HA SBS Cap; or TA SBS Cap	-82.5 (Lim. 9)
C-A-2	Vapor Barriers for Adhered Assemblies over Concrete Deck	Min. 1.5-inch ENRGY 3 secured with 2-Part UIA ribbons spaced 12-inch o.c.	DensDeck Prime or DEXcell FA secured with 2-Part UIA ribbons spaced 12-inch o.c.	SA Base	OPTIONAL TA SBS Ply	TA SBS Cap	-82.5 (Lim. 9)
C-A-3	Vapor Barriers for Adhered Assemblies over Concrete Deck	Min. 1-inch ENRGY 3 secured with 2-Part UIA ribbons spaced 12-inch o.c.	DensDeck Prime, or SECUROCK secured with 2-Part UIA ribbons spaced 12-inch o.c.	CA SBS Ply	OPTIONAL CA SBS Ply	CA SBS Cap	-82.5 (Lim. 9)
C-A-4	Vapor Barriers for Adhered Assemblies over Concrete Deck	Min. 1-inch ENRGY 3 secured with 2-Part UIA ribbons spaced 12-inch o.c.	DEXcell FA secured with 2-Part UIA ribbons spaced 12-inch o.c.	BA SBS Ply	OPTIONAL BA SBS Ply	BA SBS Cap	-82.5 (Lim. 9)
C-A-5	Vapor Barriers for Adhered Assemblies over Concrete Deck	Min. 1-inch ENRGY 3 secured with 2-Part UIA ribbons spaced 12-inch o.c.	DEXcell FA secured with 2-Part UIA ribbons spaced 12-inch o.c.	HA SBS Ply	OPTIONAL HA SBS Ply	HA SBS Cap	-82.5 (Lim. 9)
C-A-6	OPTIONAL Vapor Barriers for Adhered Assemblies over Concrete Deck	Min. 1.5-inch E3 secured with 2-Part UIA, RSUA, or OSFA in ribbons spaced 12-inch o.c.	FescoBoard secured with 2-Part UIA ribbons spaced 12-inch o.c.	BA SBS BUR Base; or GlasPly Premier, GlasPly IV or PermaPly 28 fully bonded in ASTM D 312 Type IV Asphalt	OPTIONAL BA SBS BUR Ply; HA SBS BUR Ply; or TA SBS Ply	BA SBS Cap; HA SBS Cap; or TA SBS Cap	-112.5 (Lim. 9)
C-A-7	Vapor Barriers for Adhered Assemblies over Concrete Deck	Min. 1.5-inch ENRGY 3 secured with RSUA or OSFA ribbons spaced 12-inch o.c.	DensDeck Prime or DEXcell FA secured with RSUA or OSFA ribbons spaced 12-inch o.c.	SA Base	OPTIONAL TA SBS Ply	TA SBS Cap	-135 (Lim. 9)
C-A-8	Vapor Barriers for Adhered Assemblies over Concrete Deck	Min. 1-inch ENRGY 3 secured with RSUA or OSFA ribbons spaced 12-inch o.c.	DensDeck Prime, or SECUROCK secured with RSUA or OSFA ribbons spaced 12-inch o.c.	CA SBS Ply	OPTIONAL CA SBS Ply	CA SBS Cap	-135 (Lim. 9)
C-A-9	Vapor Barriers for Adhered Assemblies over Concrete Deck	Min. 1-inch ENRGY 3 secured with RSUA or OSFA ribbons spaced 12-inch o.c.	DEXcell FA secured with RSUA or OSFA ribbons spaced 12-inch o.c.	BA SBS Ply	OPTIONAL BA SBS Ply	BA SBS Cap	-135 (Lim. 9)
C-A-10	Vapor Barriers for Adhered Assemblies over Concrete Deck	Min. 1-inch ENRGY 3 secured with RSUA or OSFA ribbons spaced 12-inch o.c.	DEXcell FA secured with RSUA or OSFA ribbons spaced 12-inch o.c.	HA SBS Ply	OPTIONAL HA SBS Ply	HA SBS Cap	-135 (Lim. 9)



Assemblies with All Layers Adhered over Concrete Deck (New or Existing)							
System No.	Vapor Barrier	Base Insulation (Note 7)	Top Insulation	Base Ply	Ply Sheet	Cap Sheet	MDP (psf)
C-A-11	OPTIONAL Vapor Barriers for Adhered Assemblies over Concrete Deck	Min. 1.5-inch E3 secured with MBR Bonding Adhesive or 2-Part UIA ribbons spaced 12-inch o.c.	DuraBoard MBR Bonding Adhesive or 2-Part UIA ribbons spaced 12-inch o.c.	BA SBS BUR Base	OPTIONAL BA SBS BUR Ply; HA SBS BUR Ply; or TA SBS Ply	BA SBS Cap; HA SBS Cap; or TA SBS Cap	-147.5 (Lim. 9)
C-A-12	-	Min. 1.5-inch E3 fully adhered in MBR Bonding Adhesive	-	BA SBS BUR Base	OPTIONAL BA SBS BUR Ply; HA SBS BUR Ply; or TA SBS Ply	BA SBS Cap; HA SBS Cap; or TA SBS Cap	-147.5 (Lim. 9)
C-A-13	OPTIONAL Vapor Barriers for Adhered Assemblies over Concrete Deck	Min. 1-inch ENRGY 3 secured with OSFA, 2-Part UIA, or RSUA ribbons spaced 12-inch o.c.	DensDeck Prime, or SECUROCK secured with OSFA, 2-Part UIA, or RSUA ribbons spaced 12-inch o.c.	1k SBS Ply or CA SBS Ply	OPTIONAL 1k SBS Ply or CA SBS Ply	1k SBS Cap or CA SBS Cap	-150 (Lim. 9)
C-A-14	OPTIONAL Vapor Barriers for Adhered Assemblies over Concrete Deck	Min. 1-inch ENRGY 3 secured with OSFA, 2-Part UIA, or RSUA ribbons spaced 12-inch o.c.	DEXcell FA secured with OSFA, 2-Part UIA, or RSUA ribbons spaced 12-inch o.c.	1k SBS Ply or BA SBS Ply	OPTIONAL 1k SBS Ply or BA SBS Ply	1k SBS Cap or BA SBS Cap	-150 (Lim. 9)
C-A-15	OPTIONAL Vapor Barriers for Adhered Assemblies over Concrete Deck	Min. 1-inch ENRGY 3 secured with OSFA, 2-Part UIA, or RSUA ribbons spaced 12-inch o.c.	DEXcell FA secured with OSFA, 2-Part UIA, or RSUA ribbons spaced 12-inch o.c.	HA SBS Ply	OPTIONAL HA SBS Ply	HA SBS Cap	-150 (Lim. 9)
C-A-16	OPTIONAL HA SBS BUR Base 2 or Vapor Barriers for Adhered Assemblies over Concrete Deck	Min. 1.5-inch E3, FescoFoam, or DuraFoam fully adhered in ASTM D 312, Type IV Asphalt	Retro-Fit Board or DuraBoard fully adhered in ASTM D 312, Type IV Asphalt	HA SBS BUR Base 2	OPTIONAL HA SBS BUR Ply or TA SBS Ply	HA SBS Cap or TA SBS Cap	-155 (Lim. 9)
C-A-17	OPTIONAL HA SBS BUR Base 2 or Vapor Barriers for Adhered Assemblies over Concrete Deck	Min. 1.5-inch E3, FescoFoam, DuraFoam, FescoBoard, Retro-Fit Board or Min. 3/4-inch DuraBoard fully adhered in ASTM D 312, Type IV Asphalt	OPTIONAL Retro-Fit Board or Min. 3/4-inch DuraBoard fully adhered in ASTM D 312, Type IV Asphalt	HA SBS BUR Base	OPTIONAL HA SBS BUR Ply or TA SBS Ply	HA SBS Cap or TA SBS Cap	-167.5 (Lim. 9)
C-A-18	OPTIONAL Vapor Barriers for Adhered Assemblies over Concrete Deck	Min. 1.5-inch ENRGY 3 secured with OSFA, 2-Part UIA, or RSUA ribbons spaced 12-inch o.c.	ProtectoR HD secured with OSFA, 2-Part UIA, or RSUA ribbons spaced 12-inch o.c.	CA SBS Ply or 1k SBS Ply	OPTIONAL CA SBS Ply or 1k SBS Ply	CA SBS Cap or 1k SBS Cap	-172.5 (Lim. 9)



Assemblies with All Layers Adhered over Concrete Deck (New or Existing)							
System No.	Vapor Barrier	Base Insulation (Note 7)	Top Insulation	Base Ply	Ply Sheet	Cap Sheet	MDP (psf)
C-A-19	OPTIONAL Vapor Barriers for Adhered Assemblies over Concrete Deck	Min. 1.5-inch ENRGY 3 secured with OSFA, 2-Part UIA, or RSUA ribbons spaced 12-inch o.c.	DensDeck Prime or DEXcell FA secured with OSFA, 2-Part UIA, or RSUA ribbons spaced 12-inch o.c.	1k SBS Ply or CA SBS Ply	OPTIONAL 1k SBS Ply or CA SBS Ply	1k SBS Cap or CA SBS Cap	-172.5 (Lim. 9)
C-A-20	OPTIONAL Vapor Barriers for Adhered Assemblies over Concrete Deck	Min. 1.5-inch ENRGY 3 secured with OSFA, 2-Part UIA, or RSUA ribbons spaced 12-inch o.c.	SECUROCK secured with RSUA ribbons spaced 12-inch o.c.	CA SBS Ply or 1k SBS Ply	OPTIONAL CA SBS Ply or 1k SBS Ply	CA SBS Cap or 1k SBS Cap	-172.5 (Lim. 9)
C-A-21	DynaGrip Base SD/SA self-adhered over deck primed with ASTM D 41 primer	Min. 1.5-inch ENRGY 3 secured with OSFA, 2-Part UIA, or RSUA ribbons spaced 12-inch o.c.	DensDeck Prime or DEXcell FA secured with OSFA, 2-Part UIA, or RSUA ribbons spaced 12-inch o.c.	1k SBS Ply	OPTIONAL 1k SBS Ply	1k SBS Cap	-180 (Lim. 9)
C-A-22	DynaGrip Base SD/SA self-adhered over deck primed with ASTM D 41 primer	Min. 1.5-inch ENRGY 3 secured with OSFA, 2-Part UIA, or RSUA ribbons spaced 12-inch o.c.	DensDeck Prime or DEXcell FA secured with OSFA, 2-Part UIA, or RSUA ribbons spaced 12-inch o.c.	SA Base	OPTIONAL TA SBS Ply	TA SBS Cap	-180 (Lim. 9)
C-A-23	OPTIONAL Vapor Barriers for Adhered Assemblies over Concrete Deck	Min. 1.5-inch ENRGY 3 secured with OSFA, 2-Part UIA, or RSUA ribbons spaced 12-inch o.c.	DensDeck Prime, DEXcell FA, SECUROCK secured with OSFA, 2-Part UIA, or RSUA ribbons spaced 12-inch o.c.	1k SBS Ply	OPTIONAL 1k SBS Ply	1k SBS Cap	-180 (Lim 9; Non-HVHZ)
C-A-24	OPTIONAL Vapor Barriers for Adhered Assemblies over Concrete Deck	Min. 1-inch ENRGY 3 secured with OSFA, 2-Part UIA, or RSUA ribbons spaced 12-inch o.c.	-	1k BUR Ply or 1k SBS Ply	OPTIONAL 1k SBS Ply	1k SBS Cap	-180 (Lim. 9)
C-A-25	OPTIONAL Vapor Barriers for Adhered Assemblies over Concrete Deck	Min. 1-inch ENRGY 3 secured with OSFA, 2-Part UIA, or RSUA ribbons spaced 12-inch o.c.	-	SA Base	OPTIONAL HA SBS BUR Ply or TA SBS Ply	HA SBS Cap or TA SBS Cap	-185 (Lim. 9)
C-A-26	OPTIONAL Vapor Barriers for Adhered Assemblies over Concrete Deck	Min. 1-inch ENRGY 3 secured with 2-Part UIA ribbons spaced 12-inch o.c.	DEXcell FA secured with 2-Part UIA ribbons spaced 12-inch o.c.	CA SBS Ply or TA SBS Ply	OPTIONAL CA SBS Ply or TA SBS Ply	CA SBS Cap or TA SBS Cap	-185 (Lim 9)
C-A-27	-	FescoBoard or Min. 3/4-inch DuraBoard fully adhered in MBR Bonding Adhesive	-	HA SBS BUR Base 2 or BA SBS BUR Base	OPTIONAL BA SBS BUR Ply; HA SBS BUR Ply; or TA SBS Ply	BA SBS Cap; HA SBS Cap; or TA SBS Cap	-187.5 (Lim. 9)



Assemblies with All Layers Adhered over Concrete Deck (New or Existing)							
System No.	Vapor Barrier	Base Insulation (Note 7)	Top Insulation	Base Ply	Ply Sheet	Cap Sheet	MDP (psf)
C-A-28	OPTIONAL Vapor Barriers for Adhered Assemblies over Concrete Deck	-	DuraBoard secured with 2-Part UIA ribbons spaced 12-inch o.c.	BA SBS BUR Base	OPTIONAL BA SBS BUR Ply; HA SBS BUR Ply; or TA SBS Ply	BA SBS Cap; HA SBS Cap; or TA SBS Cap	-187.5 (Lim. 9)
C-A-29	OPTIONAL Vapor Barriers for Adhered Assemblies over Concrete Deck	Min. 1.5-inch ENRGY 3 secured with OSFA, 2-Part UIA, or RSUA ribbons spaced 12-inch o.c.	DensDeck Prime or DEXcell FA secured with OSFA, 2-Part UIA, or RSUA ribbons spaced 12-inch o.c.	SA Base	OPTIONAL TA SBS Ply	TA SBS Cap	-195 (Lim. 9)
C-A-30	OPTIONAL Vapor Barriers for Adhered Assemblies over Concrete Deck	Min. 1.5-inch ENRGY 3 secured with OSFA, 2-Part UIA, or RSUA ribbons spaced 12-inch o.c.	DensDeck Prime or DEXcell FA secured with OSFA, 2-Part UIA, or RSUA ribbons spaced 12-inch o.c.	CA SBS Ply	OPTIONAL CA SBS Ply	CA SBS Cap	-195 (Lim. 9)
C-A-31	OPTIONAL Vapor Barriers for Adhered Assemblies over Concrete Deck	Min. 1-inch ENRGY 3 secured with 2-Part UIA, or RSUA ribbons spaced 12-inch o.c.	-	1k BUR Ply	OPTIONAL 1k SBS Ply	1k SBS Cap	-210 (Lim. 9; Non-HVHZ)
C-A-32	DynaBase HW torch adhered	OPTIONAL Min. 1.5-inch E3 secured in RSUA spaced 12-inch o.c.	SECUROCK secured with RSUA ribbons spaced 12-inch o.c.	CA SBS Ply; HA SBS BUR Ply; BA SBS BUR Ply; 1k SBS Ply; or TA SBS Ply	OPTIONAL CA SBS Ply; HA SBS BUR Ply; BA SBS BUR Ply; 1k SBS Ply; or TA SBS Ply	CA SBS Cap; BA SBS Cap; HA SBS Cap; 1k SBS Cap; or TA SBS Cap	-225 (Lim. 9)
C-A-33	OPTIONAL Vapor Barriers for Adhered Assemblies over Concrete Deck	Min. 1.5-inch ENRGY 3 secured with OSFA, 2-Part UIA, or RSUA ribbons spaced 12-inch o.c.	-	BA SBS BUR Base or 1k SBS Ply	OPTIONAL HA SBS Ply; 1k SBS Ply; or TA SBS Ply	HA SBS Cap; 1k SBS Cap; or TA SBS Cap	-225 (Lim. 9)
C-A-34	DynaBase PR adhered in DynaSet 1k 12-inch o.c.	Min. 1.5-inch E3 secured in 2-Part UIA or RSUA spaced 12-inch o.c.	ProtectoR HD secured with 2-Part UIA or RSUA ribbons spaced 12-inch o.c.	1k SBS Ply	OPTIONAL 1k SBS Ply	1k SBS Cap	-232.5 (Lim 9; Non-HVHZ)
C-A-35	OPTIONAL Vapor Barriers for Adhered Assemblies over Concrete Deck	Min. 1.5-inch ENRGY 3 secured with 2-Part UIA or RSUA ribbons spaced 12-inch o.c.	DensDeck Prime, DEXcell FA, SECUROCK secured with 2-Part UIA or RSUA ribbons spaced 12-inch o.c.	CA SBS Ply or TA SBS Ply	OPTIONAL CA SBS Ply or TA SBS Ply	CA SBS Cap or TA SBS Cap	-240 (Lim 9; Non-HVHZ)
C-A-36	SBS TA VB	Min. 1.5-inch E3 secured in RSUA spaced 12-inch o.c.	SECUROCK secured with RSUA ribbons spaced 12-inch o.c.	HA SBS BUR Ply; BA SBS BUR Ply; 1k SBS Ply; or TA SBS Ply	OPTIONAL HA SBS BUR Ply; BA SBS BUR Ply; 1k SBS Ply; or TA SBS Ply	BA SBS Cap; HA SBS Cap; 1k SBS Cap; or TA SBS Cap	-245 (Lim. 9)



Assemblies with All Layers Adhered over Concrete Deck (New or Existing)							
System No.	Vapor Barrier	Base Insulation (Note 7)	Top Insulation	Base Ply	Ply Sheet	Cap Sheet	MDP (psf)
C-A-37	OPTIONAL Vapor Barriers for Adhered Assemblies over Concrete Deck	Min. 1.5-inch ENRGY 3 secured in RSUA spaced 12-inch o.c.	-	BA SBS BUR Base or 1k SBS Ply	OPTIONAL HA SBS Ply; 1k SBS Ply; or TA SBS Ply	HA SBS Cap; 1k SBS Cap; or TA SBS Cap	-245 (Lim. 9)
C-A-38	OPTIONAL Vapor Barriers for Adhered Assemblies over Concrete Deck	-	-	HA BUR SBS Base or DynaPly T1 fully bonded in ASTM D 312 Type IV Asphalt	OPTIONAL HA SBS BUR Ply; BA SBS BUR Ply; or TA SBS Ply	BA SBS Cap; HA SBS Cap; or TA SBS Cap	-275 (Lim. 9)
C-A-39	OPTIONAL Vapor Barriers for Adhered Assemblies over Concrete Deck	Min. 1.5-inch E3 secured in RSUA spaced 12-inch o.c.	ProtectoR HD secured with RSUA ribbons spaced 12-inch o.c.	1k SBS Ply	OPTIONAL 1k SBS Ply	1k SBS Cap	-277.5 (Lim 9; Non-HVHZ)
C-A-40	OPTIONAL Vapor Barriers for Adhered Assemblies over Concrete Deck	Min. 1.5-inch ENERGY 3 secured in RSUA spaced 12-inch o.c.	-	1k SBS Ply or BA SBS Ply	OPTIONAL 1k SBS Ply or BA SBS Ply	1k SBS Cap or BA SBS Cap	-285 (Lim 9; Non-HVHZ)
C-A-41	OPTIONAL Vapor Barriers for Adhered Assemblies over Concrete Deck	FescoBoard secured in 2-Part UIA ribbons spaced 12-inch o.c.	-	HA BUR SBS Base	OPTIONAL HA SBS BUR Ply; BA SBS BUR Ply; or TA SBS Ply	BA SBS Cap; HA SBS Cap; or TA SBS Cap	-285 (Lim. 9)
C-A-42	OPTIONAL Vapor Barriers for Adhered Assemblies over Concrete Deck	Min. 1.5-inch ENRGY 3 CGF secured with RSUA ribbons spaced 12-inch o.c.	DensDeck Prime secured with RSUA ribbons spaced 12-inch o.c.	HA SBS BUR Ply; 1k SBS Ply; or TA SBS Ply	OPTIONAL HA SBS BUR Ply; 1k SBS Ply; or TA SBS Ply	HA SBS Cap; 1k SBS Cap; or TA SBS Cap	-285 (Lim 9)
C-A-43	DynaBase HW torch adhered	Min. 1.5-inch ENRGY 3 CGF secured in RSUA spaced 12-inch o.c.	SECUROCK secured with RSUA ribbons spaced 12-inch o.c.	HA SBS BUR Ply; BA SBS BUR Ply; or TA SBS Ply	OPTIONAL HA SBS BUR Ply; BA SBS BUR Ply; or TA SBS Ply	BA SBS Cap; HA SBS Cap; or TA SBS Cap	-292.5 (Lim. 9)
C-A-44	-	-	-	DynaBase PR adhered in DynaSet 1k ribbons spaced 12-inch o.c.	OPTIONAL TA SBS Ply	TA SBS Cap	-297.5 (Lim. 9)
C-A-45	OPTIONAL Vapor Barriers for Adhered Assemblies over Concrete Deck	DuraBoard or Retro-Fit Board secured in 2-Part UIA ribbons spaced 12-inch o.c.	-	HA BUR SBS Base	OPTIONAL HA SBS BUR Ply; BA SBS BUR Ply; or TA SBS Ply	BA SBS Cap; HA SBS Cap; or TA SBS Cap	-305 (Lim. 9)



Assemblies with All Layers Adhered over Concrete Deck (New or Existing)							
System No.	Vapor Barrier	Base Insulation (Note 7)	Top Insulation	Base Ply	Ply Sheet	Cap Sheet	MDP (psf)
C-A-46	OPTIONAL Vapor Barriers for Adhered Assemblies over Concrete Deck	Min. 1.5-inch ENERGY 3, ENRGY 3 AGF, FescoFoam or DuraFoam fully adhered in ASTM D 312, Type IV Asphalt	OPTIONAL FescoBoard, Retro-Fit Board or Min. 3/4-inch DuraBoard fully adhered in ASTM D 312, Type IV Asphalt	GlasPly Premier, GlasPly IV or PermaPly 28 fully bonded in ASTM D 312 Type IV Asphalt	OPTIONAL HA SBS BUR Ply; BA SBS BUR Ply; or TA SBS Ply	BA SBS Cap; HA SBS Cap; or TA SBS Cap	-305 (Lim. 9)
C-A-47	-	-	-	TA SBS Ply	OPTIONAL TA SBS Ply	TA SBS Cap	-315 (Lim. 9)
C-A-48	OPTIONAL Vapor Barriers for Adhered Assemblies over Concrete Deck	Min. 2-inch ENRGY 3 or ENRGY 3 AGF fully adhered in MBR Bonding Adhesive or secured with 2-Part UIA ribbons spaced 12-inch o.c.	SECUROCK fully adhered in MBR Bonding Adhesive or secured with 2-Part UIA ribbons spaced 12-inch o.c	HA SBS BUR Ply; BA SBS BUR Ply; or TA SBS Ply	OPTIONAL HA SBS BUR Ply; BA SBS BUR Ply; or TA SBS Ply	BA SBS Cap; HA SBS Cap; or TA SBS Cap	-367.5 (Lim 9)
C-A-49	-	Min. 2-inch ENRGY 3 or ENRGY 3 AGF fully adhered in MBR Bonding Adhesive or secured with 2-Part UIA ribbons spaced 12-inch o.c.	-	HA SBS BUR Base or BA SBS BUR Base	OPTIONAL HA SBS BUR Ply; BA SBS BUR Ply; or TA SBS Ply	BA SBS Cap; HA SBS Cap; or TA SBS Cap	-367.5 (Lim 9)
C-A-50	-	Min. 1.5-inch ENRGY 3 or ENRGY 3 AGF fully adhered in MBR Bonding Adhesive	-	BA SBS BUR Base	OPTIONAL HA SBS BUR Ply; BA SBS BUR Ply; or TA SBS Ply	BA SBS Cap; HA SBS Cap; or TA SBS Cap	-375 (Lim. 9)
C-A-51	OPTIONAL Vapor Barriers for Adhered Assemblies over Concrete Deck	Min. 2-inch ENRGY 3 secured with 2-Part UIA ribbons spaced 12-inch o.c.	DEXcell FA secured with 2-Part UIA ribbons spaced 12-inch o.c.	TA SBS Ply	OPTIONAL TA SBS Ply	TA SBS Cap	-390 (Lim 9)
C-A-52	OPTIONAL Vapor Barriers for Adhered Assemblies over Concrete Deck	Min. 2-inch ENRGY 3 AGF secured with 2-Part UIA ribbons spaced 12-inch o.c. or fully adhered in ASTM D 312, Type IV Asphalt	SECUROCK secured with 2-Part UIA ribbons spaced 12-inch o.c. or fully adhered in ASTM D 312, Type IV Asphalt	HA SBS BUR Ply or TA SBS Ply	OPTIONAL HA SBS BUR Ply or TA SBS Ply	HA SBS Cap or TA SBS Cap	-397.5 (Lim 9)
C-A-53	OPTIONAL Vapor Barriers for Adhered Assemblies over Concrete Deck	Min. 2-inch ENRGY 3 secured with 2-Part UIA ribbons spaced 12-inch o.c.	SECUROCK secured with 2-Part UIA ribbons spaced 12-inch o.c.	HA SBS BUR Ply or TA SBS Ply	OPTIONAL HA SBS BUR Ply or TA SBS Ply	HA SBS Cap or TA SBS Cap	-442.5 (Lim 9)
C-A-54	OPTIONAL Vapor Barriers for Adhered Assemblies over Concrete Deck	Min. 1.5-inch ENRGY 3 CGF secured with RSUA ribbons spaced 12-inch o.c.	DensDeck Prime secured with RSUA ribbons spaced 6-inch o.c.	HA SBS BUR Ply or TA SBS Ply	OPTIONAL HA SBS BUR Ply or TA SBS Ply	HA SBS Cap or TA SBS Cap	-492.5 (Lim 9)



Assemblies with All Layers Adhered over Concrete Deck (New or Existing)							
System No.	Vapor Barrier	Base Insulation (Note 7)	Top Insulation	Base Ply	Ply Sheet	Cap Sheet	MDP (psf)
C-A-55	OPTIONAL Vapor Barriers for Adhered Assemblies over Concrete Deck	Min. 2-inch ENRGY 3 fully adhered in ASTM D 312, Type IV Asphalt	SECUROCK fully adhered in ASTM D 312, Type IV Asphalt	HA SBS BUR Ply or TA SBS Ply	OPTIONAL HA SBS BUR Ply or TA SBS Ply	HA SBS Cap or TA SBS Cap	-495 (Lim 9)
C-A-56	-	-	-	DynaBase, DynaBase 3.0 or DynaBase XT fully bonded in MBR Bonding Adhesive	OPTIONAL HA SBS BUR Ply; BA SBS BUR Ply; or TA SBS Ply	BA SBS Cap; HA SBS Cap; or TA SBS Cap	-495 (Lim 9)
C-A-57	OPTIONAL Vapor Barriers for Adhered Assemblies over Concrete Deck	Min. 2-inch ENRGY 3 fully adhered in ASTM D 312, Type IV Asphalt	SECUROCK fully adhered in ASTM D 312, Type IV Asphalt	TA SBS Ply	-	TA SBS Cap	-536.5 (Lim 9)

Assemblies with Adhered Membranes over Insulated Concrete Deck (New, Existing, or Recover)								
System No.	Base Insulation	Base Insulation Attachment	Top Insulation	Top Insulation Attachment	Base Ply	Ply Sheet	Cap Sheet	MDP (psf)
C-AM-1	OPTIONAL Insulation under Min. 1.5-inch E3	Simultaneously fastened with Top Insulation	DEXcell Cement	Fasteners & Plates secured at a rate of 1 fastener per 5.33ft ²	1k SBS Ply; CA SBS BUR Ply; HA SBS BUR Ply; BA SBS BUR Ply; or TA SBS Ply	OPTIONAL 1k SBS Ply; CA SBS BUR Ply; PCA SBS BUR Ply; HA SBS BUR Ply; BA SBS BUR Ply; or TA SBS Ply	1k SBS Cap; CA SBS Cap; PCA SBS Cap; HA SBS Cap; BA SBS Cap; or TA SBS Cap	-45 (Non- HVHZ; Lim. 7)
C-AM-2	OPTIONAL Insulation under Min. 1.5-inch E3	Simultaneously fastened with Top Insulation	DEXcell FA	Fasteners & Plates secured at a rate of 1 fastener per 3.2ft ²	1k SBS Ply; CA SBS BUR Ply; HA SBS BUR Ply; BA SBS BUR Ply; or TA SBS Ply	OPTIONAL 1k SBS Ply; CA SBS BUR Ply; PCA SBS BUR Ply; HA SBS BUR Ply; BA SBS BUR Ply; or TA SBS Ply	1k SBS Cap; CA SBS Cap; PCA SBS Cap; HA SBS Cap; BA SBS Cap; or TA SBS Cap	-45 (Non- HVHZ; Lim. 7)
C-AM-3	OPTIONAL Insulation under Min. 1.5-inch E3	Simultaneously fastened with Top Insulation	Min. 1/2-inch DEXcell FA	Fasteners & Plates secured at a rate of 1 fastener per 4ft ²	1k SBS Ply; CA SBS BUR Ply; HA SBS BUR Ply; BA SBS BUR Ply; or TA SBS Ply	OPTIONAL 1k SBS Ply; CA SBS BUR Ply; PCA SBS BUR Ply; HA SBS BUR Ply; BA SBS BUR Ply; or TA SBS Ply	1k SBS Cap; CA SBS Cap; PCA SBS Cap; HA SBS Cap; BA SBS Cap; or TA SBS Cap	-45 (Non- HVHZ; Lim. 7)



Assemblies with Adhered Membranes over Insulated Concrete Deck (New, Existing, or Recover)								
System No.	Base Insulation	Base Insulation Attachment	Top Insulation	Top Insulation Attachment	Base Ply	Ply Sheet	Cap Sheet	MDP (psf)
C-AM-4	OPTIONAL Insulation under Min. 1.5-inch E3	Simultaneously fastened with Top Insulation	Min. 5/8-inch DEXcell FA	Fasteners & Plates secured at a rate of 1 fastener per 5.33ft ²	1k SBS Ply; CA SBS BUR Ply; HA SBS BUR Ply; BA SBS BUR Ply; or TA SBS Ply	OPTIONAL 1k SBS Ply; CA SBS BUR Ply; PCA SBS BUR Ply; HA SBS BUR Ply; BA SBS BUR Ply; or TA SBS Ply	1k SBS Cap; CA SBS Cap; PCA SBS Cap; HA SBS Cap; BA SBS Cap; or TA SBS Cap	-45 (Non-HVHZ; Lim. 7)
C-AM-5	OPTIONAL Insulation under Min. 1.5-inch E3	Simultaneously fastened with Top Insulation	Min. 1/2-inch DensDeck Prime	Fasteners & Plates secured at a rate of 1 fastener per 4ft ²	1k SBS Ply; CA SBS Ply; TA SBS Base; or HA SBS Ply	OPTIONAL 1k SBS Ply; CA SBS Ply; TA SBS Ply; or HA SBS Ply	1k SBS Cap; CA SBS Cap; TA SBS Cap; or HA SBS Cap	-45 (Non-HVHZ; Lim. 7)
C-AM-6	Min. 1.5-inch E3	Simultaneously fastened with Top Insulation	Min. 1/2-inch DensDeck Prime	Fasteners & Plates secured at a rate of 1 fastener per 5.33ft ²	1k SBS Ply; CA SBS Ply; HA SBS BUR Ply; or TA SBS Ply	OPTIONAL 1k SBS Ply; CA SBS Ply; HA SBS BUR Ply or TA SBS Ply	1k SBS Cap; CA SBS Cap; HA SBS Cap or TA SBS Cap	-45 (Non-HVHZ; Lim. 7)
C-AM-7	Min. 1.5-inch E3	Simultaneously fastened with Top Insulation	Min. 1/2-inch DensDeck Prime	Fasteners & Plates secured at a rate of 1 fastener per 5.33ft ²	SA Base	OPTIONAL TA SBS Ply	TA SBS Cap	-45 (Non-HVHZ; Lim. 7)
C-AM-8	Min. 1.5-inch E3	Simultaneously fastened with Top Insulation	DensDeck Prime	Fasteners & Plates secured at a rate of 1 fastener per 4ft ²	1k SBS Ply; CA SBS Ply; HA SBS BUR Ply; or TA SBS Ply	OPTIONAL 1k SBS Ply; CA SBS Ply; HA SBS BUR Ply or TA SBS Ply	1k SBS Cap; CA SBS Cap; HA SBS Cap or TA SBS Cap	-45 (Non-HVHZ; Lim. 7)
C-AM-9	Min. 1.5-inch E3	Simultaneously fastened with Top Insulation	DensDeck Prime	Fasteners & Plates secured at a rate of 1 fastener per 4ft ²	SA Base	OPTIONAL TA SBS Ply	TA SBS Cap	-45 (Non-HVHZ; Lim. 7)
C-AM-10	Min. 2-inch E3	Fasteners & Plates secured at a rate of 1 fastener per 4ft ²	ProtectoR HD	OSFA, RSUA, or 2-Part UIA applied 12-inch o.c.	1k SBS Ply;	OPTIONAL 1k SBS Ply; BA SBS Ply; CA SBS Ply; or TA SBS Ply	1k SBS Cap; BA SBS Cap; CA SBS Cap; or TA SBS Cap	-45 (Non-HVHZ; Lim. 7)
C-AM-11	Min. 2-inch E3	Fasteners & Plates secured at a rate of 1 fastener per 4ft ²	ProtectoR HD	OSFA, RSUA, or 2-Part UIA applied 12-inch o.c.	SA Base	OPTIONAL TA SBS Ply	TA SBS Cap	-45 (Non-HVHZ; Lim. 7)
C-AM-12	Min. 2-inch E3	Fasteners & Plates secured at a rate of 1 fastener per 4ft ²	DensDeck Prime, DEXcell FA, or SECUROCK	OSFA, RSUA, or 2-Part UIA applied 12-inch o.c.	1k SBS Ply; BA SBS Ply; CA SBS Ply; or TA SBS Ply	OPTIONAL 1k SBS Ply; BA SBS Ply; CA SBS Ply; or TA SBS Ply	1k SBS Cap; BA SBS Cap; CA SBS Cap; or TA SBS Cap	-45 (Non-HVHZ; Lim. 7)



Assemblies with Adhered Membranes over Insulated Concrete Deck (New, Existing, or Recover)								
System No.	Base Insulation	Base Insulation Attachment	Top Insulation	Top Insulation Attachment	Base Ply	Ply Sheet	Cap Sheet	MDP (psf)
C-AM-13	Min. 2-inch E3	Fasteners & Plates secured at a rate of 1 fastener per 4ft ²	ProtectoR HD	OSFA, RSUA, or 2-Part UIA applied 12-inch o.c.	SA Base	OPTIONAL TA SBS Ply	TA SBS Cap	-45 (Non-HVHZ; Lim. 7)
C-AM-14	Min. 2-inch E3	Fasteners & Plates secured at a rate of 1 fastener per 4ft ²	Min. 1.5-inch E3	RSUA or 2-Part UIA applied 12-inch o.c.	1k SBS Cap; CA SBS Cap; or BA SBS BUR Base	OPTIONAL 1k SBS Ply; CA SBS Ply; PCA SBS Ply; HA SBS Ply; or TA SBS Ply	1k SBS Cap; CA SBS Cap; PCA SBS Cap; HA SBS Cap; or TA SBS Cap	-45 (Non-HVHZ; Lim. 7)
C-AM-15	Min. 2-inch E3	Fasteners & Plates secured at a rate of 1 fastener per 4ft ²	Min. 1.5-inch E3	RSUA or 2-Part UIA applied 12-inch o.c.	SA Base	OPTIONAL TA SBS Ply	TA SBS Cap	-45 (Non-HVHZ; Lim. 7)
C-AM-16	OPTIONAL Insulation under Min 1.5-inch ENRGY 3, FescoFoam or DuraFoam; or Min. 1-inch Fesco Board or DuraBoard	Fasteners & Plates secured at a rate of 16 per 4-ft x 8-ft Board	FescoFoam or DuraFoam; Min. 1-inch Fesco Board; Retro-Fit, RetroPlus or DuraBoard	ASTM D 312, Type IV Asphalt	HA SBS BUR Base	OPTIONAL CA SBS BUR Ply; PCA SBS BUR Ply; HA SBS BUR Ply; BA SBS BUR Ply; or TA SBS Ply	CA SBS Cap; PCA SBS Cap; HA SBS Cap; BA SBS Cap; or TA SBS Cap	-52.5 (Lim. 7)
C-AM-17	OPTIONAL Insulation under Min. 1-inch E3; FescoFoam, FescoBoard, DuraFoam or Min. 3/4-inch DuraBoard	Simultaneously fastened with Top Insulation	FescoFoam, FescoBoard, DuraFoam, Retro-Fit Board or Min 3/4-inch DuraBoard	UF Fasteners & Plates at a rate of 16 per 4-ft x 8-ft Board	HA SBS BUR Base	OPTIONAL CA SBS BUR Ply; PCA SBS BUR Ply; HA SBS BUR Ply; BA SBS BUR Ply; or TA SBS Ply	CA SBS Cap; PCA SBS Cap; HA SBS Cap; BA SBS Cap; or TA SBS Cap	-52.5 (Lim. 7)
C-AM-18	OPTIONAL Insulation under Min 1.5-inch ENRGY 3	Fasteners & Plates secured at a rate of 22 per 4-ft x 8-ft Board	Invinsa	RSUA or 2-Part UIA ribbons spaced 12-inch o.c.	SA Base	OPTIONAL TA SBS Ply	TA SBS Cap	-52.5 (Lim. 7)
C-AM-19	OPTIONAL Insulation under Min. 1.5-inch E3	Simultaneously fastened with Top Insulation	DensDeck Prime	Fasteners & Plates secured at a rate of 1 fastener per 1.8ft ²	1k SBS Ply; CA SBS Ply; TA SBS Base; or HA SBS Ply	OPTIONAL 1k SBS Ply; CA SBS Ply; TA SBS Ply; or HA SBS Ply	1k SBS Cap; CA SBS Cap; TA SBS Cap; or HA SBS Cap	-52.5 (Lim. 7)



Assemblies with Adhered Membranes over Insulated Concrete Deck (New, Existing, or Recover)								
System No.	Base Insulation	Base Insulation Attachment	Top Insulation	Top Insulation Attachment	Base Ply	Ply Sheet	Cap Sheet	MDP (psf)
C-AM-20	OPTIONAL Insulation under Min. 1.5-inch E3 or E3 C1	Simultaneously fastened with Top Insulation	ProtectoR	Fasteners & Plates secured at a rate of 18 per 4-ft x 8-ft Board	1k SBS Ply	OPTIONAL 1k SBS Ply	1k SBS Cap	-52.5 (Lim. 7)
C-AM-21	OPTIONAL Insulation under Min. 1.5-inch E3	Simultaneously fastened with Top Insulation	SECUROCK	Fasteners & Plates secured at a rate of 18 per 4-ft x 8-ft Board	1k SBS Ply; CA SBS BUR Ply; PCA SBS BUR Ply; HA SBS BUR Ply; BA SBS BUR Ply; or TA SBS Ply	OPTIONAL 1k SBS Ply; CA SBS BUR Ply; PCA SBS BUR Ply; HA SBS BUR Ply; BA SBS BUR Ply; or TA SBS Ply	1k SBS Cap; CA SBS Cap; PCA SBS Cap; HA SBS Cap; BA SBS Cap; or TA SBS Cap	-60 (Lim. 7)
C-AM-22	OPTIONAL Insulation under Min 1.5-inch ENRGY 3, FescoFoam or DuraFoam	Fasteners & Plates secured at a rate of 18 per 4-ft x 8-ft Board	FescoFoam, DuraFoam, Retro-Fit, RetroPlus or DuraBoard	ASTM D 312, Type IV Asphalt	HA SBS BUR Base	OPTIONAL CA SBS BUR Ply; PCA SBS BUR Ply; HA SBS BUR Ply; BA SBS BUR Ply; or TA SBS Ply	CA SBS Cap; PCA SBS Cap; HA SBS Cap; BA SBS Cap; or TA SBS Cap	-60 (Lim. 7)
C-AM-23	OPTIONAL Insulation under Min 1.5-inch ENRGY 3	Fasteners & Plates secured at a rate of 18 per 4-ft x 8-ft Board	Min. 0.5-inch SECUROCK	2-Part UIA applied 12-inch o.c.	1k SBS Ply; CA SBS BUR Ply; PCA SBS BUR Ply; HA SBS BUR Ply; BA SBS BUR Ply; or TA SBS Ply	OPTIONAL 1k SBS Ply; CA SBS BUR Ply; PCA SBS BUR Ply; HA SBS BUR Ply; BA SBS BUR Ply; or TA SBS Ply	1k SBS Cap; CA SBS Cap; PCA SBS Cap; HA SBS Cap; BA SBS Cap; or TA SBS Cap	-60 (Lim. 7)
C-AM-24	OPTIONAL Insulation under Min 1.5-inch ENRGY 3	Fasteners & Plates secured at a rate of 18 per 4-ft x 8-ft Board	Min. 0.5-inch SECUROCK	2-Part UIA applied 12-inch o.c.	SA Base	OPTIONAL TA SBS Ply	TA SBS Cap	-60 (Lim. 7)
C-AM-25	OPTIONAL Insulation	Simultaneously fastened with Top Insulation	SECUROCK	Fasteners & Plates secured at a rate of 22 per 4-ft x 8-ft Board	1k SBS Ply; CA SBS BUR Ply; PCA SBS BUR Ply; HA SBS BUR Ply; BA SBS BUR Ply; or TA SBS Ply	OPTIONAL 1k SBS Ply; CA SBS BUR Ply; PCA SBS BUR Ply; HA SBS BUR Ply; BA SBS BUR Ply; or TA SBS Ply	1k SBS Cap; CA SBS Cap; PCA SBS Cap; HA SBS Cap; BA SBS Cap; or TA SBS Cap	-60 (Lim. 7)
C-AM-26	OPTIONAL Insulation	Simultaneously fastened with Top Insulation	SECUROCK	Fasteners & Plates secured at a rate of 22 per 4-ft x 8-ft Board	SA Base	OPTIONAL TA SBS Ply	TA SBS Cap	-60 (Lim. 7)



Assemblies with Adhered Membranes over Insulated Concrete Deck (New, Existing, or Recover)								
System No.	Base Insulation	Base Insulation Attachment	Top Insulation	Top Insulation Attachment	Base Ply	Ply Sheet	Cap Sheet	MDP (psf)
C-AM-27	OPTIONAL Insulation	Simultaneously fastened with Top Insulation	Min 1.5-inch E3	Fasteners & Plates secured at a rate of 1 fastener per 1.78ft ²	SA Base	OPTIONAL TA SBS Ply	TA SBS Cap	-60 (Lim. 7)
C-AM-28	OPTIONAL Insulation	Simultaneously fastened with Top Insulation	Min 1.5-inch ENRGY 3	Fasteners & Plates secured at a rate of 1 fastener per 1.78ft ²	1k SBS Ply; CA SBS Ply; or BA SBS BUR Base	OPTIONAL 1k SBS Ply; CA SBS Ply; HA SBS Ply; or TA SBS Ply	1k SBS Cap; CA SBS Cap; HA SBS Cap; or TA SBS Cap	-60 (Lim. 7)
C-AM-29	OPTIONAL Insulation	Simultaneously fastened with Top Insulation	Min. 1.5-inch E3	Fasteners & Plates secured at a rate of 24 per 4-ft x 8-ft Board	DynaBase, DynaBase 3.0 or DynaBase XT fully bonded in MBR Bonding Adhesive	OPTIONAL HA SBS BUR Ply; BA SBS BUR Ply; or TA SBS Ply	HA SBS Cap; BA SBS Cap; or TA SBS Cap	-67.5 (Lim. 7)
C-AM-30	OPTIONAL Insulation under Min 1.5-inch ENRGY 3	Fasteners & Plates secured at a rate of 24 per 4-ft x 8-ft Board	Min. 1/2-inch SECUROCK	2-Part UIA applied 12-inch o.c.	1k SBS Ply; CA SBS BUR Ply; PCA SBS BUR Ply; HA SBS BUR Ply; BA SBS BUR Ply; or TA SBS Ply	OPTIONAL 1k SBS Ply; CA SBS BUR Ply; PCA SBS BUR Ply; HA SBS BUR Ply; BA SBS BUR Ply; or TA SBS Ply	1k SBS Cap; CA SBS Cap; PCA SBS Cap; HA SBS Cap; BA SBS Cap; or TA SBS Cap	-67.5 (Lim. 7)
C-AM-31	OPTIONAL Insulation under Min 1.5-inch ENRGY 3	Fasteners & Plates secured at a rate of 24 per 4-ft x 8-ft Board	Min. 1/2-inch SECUROCK	2-Part UIA applied 12-inch o.c.	SA Base	OPTIONAL TA SBS Ply	TA SBS Cap	-67.5 (Lim. 7)
C-AM-32	OPTIONAL Insulation	Simultaneously fastened with Top Insulation	Min 1.5-inch E3	Fasteners & Plates secured at a rate of 22 per 4-ft x 8-ft Board	SA Base	OPTIONAL TA SBS Ply	TA SBS Cap	-67.5 (Lim. 7)
C-AM-33	OPTIONAL Insulation	Simultaneously fastened with Top Insulation	Min 1.5-inch ENRGY 3	Fasteners & Plates secured at a rate of 22 per 4-ft x 8-ft Board	1k SBS Ply; CA SBS Ply; or BA SBS BUR Base	OPTIONAL 1k SBS Ply; CA SBS Ply; HA SBS Ply; or TA SBS Ply	1k SBS Cap; CA SBS Cap; HA SBS Cap; or TA SBS Cap	-67.5 (Lim. 7)
C-AM-34	OPTIONAL Insulation under Min. 1.5-inch E3	Simultaneously fastened with Top Insulation	Min. 0.5-inch DensDeck Prime	Fasteners & Plates secured at a rate of 1 fastener per 1.8ft ²	1k SBS Ply; CA SBS Ply; TA SBS Base; or HA SBS Ply	OPTIONAL 1k SBS Ply; CA SBS Ply; TA SBS Ply; or HA SBS Ply	1k SBS Cap; CA SBS Cap; TA SBS Cap; or HA SBS Cap	-67.5 (Lim. 7)



Assemblies with Adhered Membranes over Insulated Concrete Deck (New, Existing, or Recover)								
System No.	Base Insulation	Base Insulation Attachment	Top Insulation	Top Insulation Attachment	Base Ply	Ply Sheet	Cap Sheet	MDP (psf)
C-AM-35	OPTIONAL Insulation under Min. 2-inch ENRGY 3, FescoFoam, or DuraFoam	UF Fasteners & Plates secured at a rate of 22 per 4-ft x 8-ft Board	Retro-Fit, RetroPlus, DuraBoard; or Min. 2-inch FescoFoam or DuraFoam	ASTM D 312, Type IV Asphalt	HA SBS BUR Base	OPTIONAL CA SBS BUR Ply; PCA SBS BUR Ply; HA SBS BUR Ply; BA SBS BUR Ply; or TA SBS Ply	CA SBS Cap; PCA SBS Cap; HA SBS Cap; BA SBS Cap; or TA SBS Cap	-75 (Lim. 7)
C-AM-36	OPTIONAL Insulation under Min. 1-inch E3	Simultaneously fastened with Top Insulation	Min 3/4-inch DuraBoard	Fasteners & Plates secured at a rate of 24 per 4-ft x 8-ft Board	TA SBS Ply	OPTIONAL CA SBS BUR Ply; PCA SBS BUR Ply; HA SBS BUR Ply; BA SBS BUR Ply; or TA SBS Ply	CA SBS Cap; PCA SBS Cap; HA SBS Cap; BA SBS Cap; or TA SBS Cap	-75 (Lim. 7)
C-AM-37	OPTIONAL Insulation under Min. 1.5-inch E3, FescoFoam or DuraFoam; FescoBoard; Min. 3/4-inch DuraBoard	Simultaneously fastened with Top Insulation	Min. 0.5-inch SECUROCK	Fasteners & Plates at a rate of 18 per 4-ft x 8-ft Board	1k SBS Ply; CA SBS BUR Ply; PCA SBS BUR Ply; HA SBS BUR Ply; BA SBS BUR Ply; or TA SBS Ply	OPTIONAL 1k SBS Ply; CA SBS BUR Ply; PCA SBS BUR Ply; HA SBS BUR Ply; BA SBS BUR Ply; or TA SBS Ply	1k SBS Cap; CA SBS Cap; PCA SBS Cap; HA SBS Cap; BA SBS Cap; or TA SBS Cap	-75 (Lim. 7)
C-AM-38	OPTIONAL Insulation under Min. 1.5-inch E3	Simultaneously fastened with Top Insulation	Min. 0.5-inch DensDeck Prime or DEXcell FA	Fasteners & Plates at a rate of 18 per 4-ft x 8-ft Board	CA SBS Ply or TA SBS Ply	OPTIONAL CA SBS Ply or TA SBS Ply	CA SBS Cap or TA SBS Cap	-75 (Lim. 7)
C-AM-39	OPTIONAL Insulation under Min. 1.5-inch E3	Simultaneously fastened with Top Insulation	Min. 0.5-inch DensDeck Prime or DEXcell FA	Fasteners & Plates at a rate of 18 per 4-ft x 8-ft Board	SA Base	OPTIONAL TA SBS Ply	TA SBS Cap	-75 (Lim. 7)
C-AM-40	OPTIONAL Insulation under Min. 1.5-inch E3	Simultaneously fastened with Top Insulation	Min. 0.5-inch DensDeck Prime	Fasteners & Plates secured at a rate of 1 fastener per 1.6ft ²	1k SBS Ply; CA SBS Ply; TA SBS Base; or HA SBS Ply	OPTIONAL 1k SBS Ply; CA SBS Ply; TA SBS Ply; or HA SBS Ply	1k SBS Cap; CA SBS Cap; TA SBS Cap; or HA SBS Cap	-75 (Lim. 7)
C-AM-41	OPTIONAL Insulation under Min. 2-inch E3	DF secured at a rate of 20 per 4-ft x 8-ft Board	DensDeck Prime, DEXcell FA, or SECUROCK	OSFA, RSUA or 2-Part UIA ribbons spaced 6-inch o.c.	1k SBS Ply; BA SBS Ply; CA SBS Ply; or TA SBS Ply	OPTIONAL 1k SBS Ply; BA SBS Ply; CA SBS Ply; or TA SBS Ply	1k SBS Cap; BA SBS Cap; CA SBS Cap; or TA SBS Cap	-75 (Lim. 7)



Assemblies with Adhered Membranes over Insulated Concrete Deck (New, Existing, or Recover)								
System No.	Base Insulation	Base Insulation Attachment	Top Insulation	Top Insulation Attachment	Base Ply	Ply Sheet	Cap Sheet	MDP (psf)
C-AM-42	OPTIONAL Insulation	Simultaneously fastened with Top Insulation	Min. 2-inch E3	Fasteners & Plates secured at a rate of 20 per 4-ft x 8-ft Board Alt.	SA Base	OPTIONAL TA SBS Ply	TA SBS Cap	-75 (Lim. 7)
C-AM-43	OPTIONAL Insulation	Simultaneously fastened with Top Insulation	Min. 2-inch E3	Fasteners & Plates secured at a rate of 20 per 4-ft x 8-ft Board Alt.	1k SBS Ply or CA SBS Ply	OPTIONAL 1k SBS Ply or CA SBS Ply	1k SBS Cap or CA SBS Cap	-75 (Lim. 7)
C-AM-44	OPTIONAL Insulation under Min 1.5-inch ENRGY 3	Fasteners & Plates secured at a rate of 32 per 4-ft x 8-ft Board	Min. 0.5-inch SECUROCK	2-Part UIA applied 12-inch o.c.	1k SBS Ply; CA SBS BUR Ply; HA SBS BUR Ply; BA SBS BUR Ply; or TA SBS Ply	OPTIONAL 1k SBS Ply; CA SBS BUR Ply; HA SBS BUR Ply; BA SBS BUR Ply; or TA SBS Ply	1k SBS Cap; CA SBS Cap; HA SBS Cap; BA SBS Cap; or TA SBS Cap	-82.5 (Lim. 7)
C-AM-45	OPTIONAL Insulation under Min. 1-inch E3	Simultaneously fastened with Top Insulation	Min. 0.5-inch SECUROCK	Fasteners & Plates secured at a rate of 22 per 4-ft x 8-ft Board	1k SBS Ply; CA SBS BUR Ply; HA SBS BUR Ply; BA SBS BUR Ply; or TA SBS Ply	OPTIONAL 1k SBS Ply; CA SBS BUR Ply; HA SBS BUR Ply; BA SBS BUR Ply; or TA SBS Ply	1k SBS Cap; CA SBS Cap; HA SBS Cap; BA SBS Cap; or TA SBS Cap	-82.5 (Lim. 7)
C-AM-46	OPTIONAL Insulation under Min. 1-inch E3	Simultaneously fastened with Top Insulation	Min. 0.5-inch DensDeck Prime or DEXcell FA	Fasteners & Plates secured at a rate of 22 per 4-ft x 8-ft Board	CA SBS Ply or TA SBS Ply	OPTIONAL CA SBS Ply or TA SBS Ply	CA SBS Cap or TA SBS Cap	-82.5 (Lim. 7)
C-AM-47	OPTIONAL Insulation under Min. 1-inch E3	Simultaneously fastened with Top Insulation	Min. 0.5-inch DensDeck Prime or DEXcell FA	Fasteners & Plates secured at a rate of 22 per 4-ft x 8-ft Board	SA Base	OPTIONAL TA SBS Ply	TA SBS Cap	-82.5 (Lim. 7)
C-AM-48	OPTIONAL Insulation under Min. 1.5-inch E3	Simultaneously fastened with Top Insulation	Min. 0.5-inch DEXcell FA	Fasteners & Plates secured at a rate of 32 per 4-ft x 8-ft Board	CA SBS Ply or TA SBS Base 2	OPTIONAL CA SBS Ply or TA SBS Ply	CA SBS Cap or TA SBS Cap	-82.5 (Lim. 7)
C-AM-49	OPTIONAL Insulation under Min. 2-inch ENRGY 3	Fasteners & Plates secured at a rate of 22 per 4-ft x 8-ft Board	Min. 0.5-inch SECUROCK	2-Part UIA applied 12-inch o.c.	1k SBS Ply; CA SBS BUR Ply; HA SBS BUR Ply; BA SBS BUR Ply; or TA SBS Ply	OPTIONAL 1k SBS Ply; CA SBS BUR Ply; HA SBS BUR Ply; BA SBS BUR Ply; or TA SBS Ply	1k SBS Cap; CA SBS Cap; HA SBS Cap; BA SBS Cap; or TA SBS Cap	-90 (Lim. 7)
C-AM-50	OPTIONAL Insulation under Min 1.5-inch ENRGY 3	Fasteners & Plates or UltraFast Fasteners with UltraFast Plastic Plates at a rate of 32 per 4-ft x 8-ft Board	Min. 0.5-inch SECUROCK	2-Part UIA applied 12-inch o.c.	1k SBS Ply; CA SBS BUR Ply; HA SBS BUR Ply; BA SBS BUR Ply; or TA SBS Ply	OPTIONAL 1k SBS Ply; CA SBS BUR Ply; HA SBS BUR Ply; BA SBS BUR Ply; or TA SBS Ply	1k SBS Cap; CA SBS Cap; HA SBS Cap; BA SBS Cap; or TA SBS Cap	-90 (Lim. 7)



Assemblies with Adhered Membranes over Insulated Concrete Deck (New, Existing, or Recover)								
System No.	Base Insulation	Base Insulation Attachment	Top Insulation	Top Insulation Attachment	Base Ply	Ply Sheet	Cap Sheet	MDP (psf)
C-AM-51	OPTIONAL Insulation	Simultaneously fastened with Top Insulation	Min 2-inch E3	Fasteners & Plates secured at a rate of 24 per 4-ft x 8-ft Board	1k SBS Ply or CA SBS Ply	OPTIONAL 1k SBS Ply or CA SBS Ply	1k SBS Cap or CA SBS Cap	-105 (Lim. 7)
C-AM-52	OPTIONAL Insulation under Min. 1.5-inch E3	Simultaneously fastened with Top Insulation	Min. 0.5-inch DensDeck Prime	Fasteners & Plates secured at a rate of 32 per 4-ft x 8-ft Board	TA SBS Base; or HA SBS Ply	OPTIONAL TA SBS Ply; or HA SBS Ply	TA SBS Cap; or HA SBS Cap	-112.5 (Lim. 7)

Mechanically Fastened Assemblies over Concrete Deck (New, Existing, or Recover)							
System No.	Base Insulation	Top Insulation	Base Sheet	Base Sheet Attachment	Ply Sheet	Cap Sheet	MDP (psf)
C-M-1	OPTIONAL Insulation	Min 1-inch E3 with OPTIONAL Cover Board	DynaFast 180 S	All Purpose Fasteners and APB Plates spaced 18-inch o.c within min. 4-inch heat welded side lap.	OPTIONAL 1k SBS Ply; CA SBS BUR Ply; PCA SBS BUR Ply; HA SBS BUR Ply; BA SBS BUR Ply; or TA SBS Ply (Min. 4-inch side laps)	1k SBS Cap; CA SBS Cap; PCA SBS Cap; HA SBS Cap; BA SBS Cap; or TA SBS Cap (Min. 4-inch side laps)	-47.5 (Lim. 9)
C-M-2	OPTIONAL Insulation	Min 1-inch E3 with OPTIONAL Cover Board	DynaFast 180 HW or DynaFast 250 HW	All Purpose Fasteners and APB Plates spaced 18-inch o.c within min. 4-inch heat welded side lap.	OPTIONAL TA SBS Ply (Min. 4-inch side laps)	TA SBS Cap (Min. 4-inch side laps)	-47.5 (Lim. 9)
C-M-3	OPTIONAL Insulation	Min 1-inch E3 with OPTIONAL Cover Board	DynaFast 180 S or DynaFast 250 HW	All Purpose Fasteners and High Load Plates spaced 6-inch o.c. within min. 4-inch heat welded side lap in rows max. 70-inch o.c.	OPTIONAL TA SBS Ply (Min. 4-inch side laps)	TA SBS Cap (Min. 4-inch side laps)	-52.5 (Lim. 7)
C-M-4	OPTIONAL Insulation	Min 1-inch E3 with OPTIONAL Cover Board	DynaFast 180 S	All Purpose Fasteners and High Load Plates spaced 6-inch o.c. within min. 4-inch heat welded side lap in rows max. 70-inch o.c.	OPTIONAL 1k SBS Ply; CA SBS BUR Ply; PCA SBS BUR Ply; HA SBS BUR Ply; or TA SBS Ply (Min. 4-inch side laps)	1k SBS Cap; CA SBS Cap; PCA SBS Cap; HA SBS Cap; or TA SBS Cap (Min. 4-inch side laps)	-52.5 (Lim. 7)
C-M-5	OPTIONAL Insulation	Min 1-inch E3 with OPTIONAL Cover Board	MA Base	AP Fasteners & Plates 9-inch o.c. at min. 4-inch side lap and 18-inches o.c. in two equally spaced, staggered rows in the field of the roll	OPTIONAL CA SBS BUR Ply; PCA SBS BUR Ply; HA SBS BUR Ply; BA SBS BUR Ply; or TA SBS Ply	CA SBS Cap; PCA SBS Cap; HA SBS Cap; BA SBS Cap; or TA SBS Cap	-60 (Lim. 9)



Mechanically Fastened Assemblies over <i>Concrete Deck</i> (New, Existing, or Recover)							
System No.	Base Insulation	Top Insulation	Base Sheet	Base Sheet Attachment	Ply Sheet	Cap Sheet	MDP (psf)
C-M-6	OPTIONAL <i>Insulation</i>	Min 1-inch <i>E3</i> with OPTIONAL <i>Cover Board</i>	DynaLastic 180 S or DyanLastic 250 S	All Purpose Fasteners and High Load Plates spaced 12-inch o.c. within the min. 5-inch heat welded side lap	OPTIONAL 1k SBS Ply; CA SBS BUR Ply; PCA SBS BUR Ply; HA SBS BUR Ply; BA SBS BUR Ply; or TA SBS Ply	1k SBS Cap; CA SBS Cap; PCA SBS Cap; HA SBS Cap; BA SBS Cap; or TA SBS Cap	-67.5 (Lim. 7)
C-M-7	OPTIONAL <i>Insulation</i>	Min 1-inch <i>E3</i> with OPTIONAL <i>Cover Board</i>	DynaLastic 180 S or DyanLastic 250 S	All Purpose Fasteners and APB Plates spaced 12-inch o.c. within min. 4-inch heat welded side laps	TA SBS Ply (Min. 4-inch side laps)	TA SBS Cap (Min. 4-inch side laps)	-67.5 (Lim. 7)
C-M-8	OPTIONAL <i>Insulation</i>	Min 1-inch <i>E3</i> with OPTIONAL <i>Cover Board</i>	DynaLastic 180 S or DyanLastic 250 S	All Purpose Fasteners and APB Plates spaced 12-inch o.c. within min. 4-inch heat welded side laps	TA SBS Ply (Min. 4-inch side laps)	TA SBS Cap (Min. 4-inch side laps)	-67.5 (Lim. 7)
C-M-9	OPTIONAL <i>Insulation</i>	Min 1-inch <i>E3</i> with OPTIONAL <i>Cover Board</i>	DynaFast 180 S, DynaFast 180 HW or DynaFast 250 HW	All Purpose Fastener and High Load Plates spaced 12-inch o.c. within min. 4-inch heat welded side lap.	OPTIONAL TA SBS Ply (Min. 4-inch side laps)	TA SBS Cap (Min. 4-inch side laps)	-67.5 (Lim. 7)
C-M-10	OPTIONAL <i>Insulation</i>	Min 1-inch <i>E3</i> with OPTIONAL <i>Cover Board</i>	DynaFast 180 S	All Purpose Fasteners and High Load Plates spaced 12-inch o.c. within min. 4-inch heat welded side lap.	OPTIONAL 1k SBS Ply; CA SBS BUR Ply; PCA SBS BUR Ply; HA SBS BUR Ply; or TA SBS Ply (Min. 4-inch side laps)	1k SBS Ply; CA SBS Cap; PCA SBS Cap; HA SBS Cap; or TA SBS Cap (Min. 4-inch side laps)	-67.5 (Lim. 7)
C-M-11	OPTIONAL <i>Insulation</i>	Min 1-inch <i>E3</i> with OPTIONAL <i>Cover Board</i>	DynaFast 180 S, DynaFast 180 HW or DynaFast 250 HW	All Purpose Fasteners and APB Plates spaced 6-inch o.c within min. 4-inch heat welded side lap.	OPTIONAL TA SBS Ply (Min. 4-inch side laps)	TA SBS Cap (Min. 4-inch side laps)	-105 (Lim.7)
C-M-12	OPTIONAL <i>Insulation</i>	Min 1-inch <i>E3</i> with OPTIONAL <i>Cover Board</i>	DynaFast 180 S	All Purpose Fasteners and APB Plates spaced 6-inch o.c within min. 4-inch heat welded side lap.	OPTIONAL 1k SBS Ply; CA SBS BUR Ply; HA SBS BUR Ply; or TA SBS Ply (Min. 4-inch side laps)	1k SBS Cap; CA SBS Cap; HA SBS Cap; or TA SBS Cap (Min. 4-inch side laps)	-105 (Lim.7)
C-M-13	OPTIONAL <i>Insulation</i> under Min. 1.5-inch <i>E3</i>	Retro-Fit Board	DynaLastic 180 S	Attached in min. 4-inch side lap 6-inch o.c. with JM Structural Concrete Fasteners or JM All Purpose Fasteners and High Load Plates	TA SBS Ply	TA SBS Cap	-112.5 (Lim. 7)



Mechanically Fastened Assemblies over Concrete Deck (New, Existing, or Recover)							
System No.	Base Insulation	Top Insulation	Base Sheet	Base Sheet Attachment	Ply Sheet	Cap Sheet	MDP (psf)
C-M-14	OPTIONAL Insulation under Min. 1.5-inch E3	Retro-Fit Board or Min. 5/8-inch Plywood	DynaFast 180 S, DynaFast 180 HW or DynaFast 250 HW	Attached in min. 5-inch, heat welded side lap 6-inch o.c. with JM Structural Concrete Fasteners or JM All Purpose Fasteners and High Load Plates or APB Plates	OPTIONAL TA SBS Ply	TA SBS Cap	-112.5 (Lim. 7)
C-M-15	OPTIONAL Insulation under Min. 1.5-inch E3	Min. 5/8-inch Plywood	DynaLastic 180 S	Attached in min. 5-inch, heat welded side lap 6-inch o.c. with JM Structural Concrete Fasteners or JM All Purpose Fasteners and High Load Plates	OPTIONAL TA SBS Ply	TA SBS Cap	-135 (Lim. 7)
C-M-16	OPTIONAL Insulation under Min. 1.5-inch E3	Retro-Fit Board	DynaLastic 180 S	Attached in min. 5-inch, heat welded side lap 6-inch o.c. with JM Structural Concrete Fasteners or JM All Purpose Fasteners and High Load Plates	OPTIONAL TA SBS Ply	TA SBS Cap	-135 (Lim. 7)
C-M-17	OPTIONAL Insulation under Min. 1.5-inch E3	Min. 5/8-inch Plywood	DynaLastic 180 S	Attached in min. 4-inch side lap 6-inch o.c. with JM Structural Concrete Fasteners or JM All Purpose Fasteners and High Load Plates	TA SBS Ply	TA SBS Cap	-150 (Lim. 7)
C-M-18	OPTIONAL Insulation under Min. 1.5-inch E3	Retro-Fit Board	DynaLastic 180 S	Attached in min. 4-inch side lap 6-inch o.c. with JM Structural Concrete Fasteners or JM All Purpose Fasteners and High Load Plates	TA SBS Ply	TA SBS Cap	-150 (Lim. 7)

Assemblies with All Layers Adhered over Cementitious Wood Fiber Deck (New or Existing)									
System No.	Vapor Barrier	Base Insulation (Note 7)	Base Attachment	Top Insulation	Top Attachment	Base Ply	Ply Sheet	Cap Sheet	MDP (psf)
CW-A-1	-	SECUROCK	2-Part UIA applied 12-inch o.c.	-	-	HA SBS BUR Ply; BA SBS BUR Ply; or TA SBS Ply	OPTIONAL HA SBS BUR Ply; BA SBS BUR Ply; or TA SBS Ply	BA SBS Cap; HA SBS Cap; or TA SBS Cap	-165 (Lim. 9)
CW-A-2	OPTIONAL Vapor Barriers for Adhered Assemblies over CWF Deck	Min. 1.5-inch ENRGY 3	RSUA applied 12-inch o.c.	ProtectoR HD	RSUA applied 12-inch o.c.	CA SBS Ply or 1k SBS Ply	OPTIONAL CA SBS Ply or 1k SBS Ply	CA SBS Cap or 1k SBS Cap	-172.5 (Lim. 9; HVHZ Only)
CW-A-3	OPTIONAL Vapor Barriers for Adhered Assemblies over CWF Deck	Min. 1.5-inch ENRGY 3	RSUA applied 12-inch o.c.	DensDeck Prime or DEXcell FA	RSUA applied 12-inch o.c.	SA Base	OPTIONAL TA SBS Ply	TA SBS Cap	-195 (Lim. 9; HVHZ Only)



Assemblies with All Layers Adhered over Cementitious Wood Fiber Deck (New or Existing)									
System No.	Vapor Barrier	Base Insulation (Note 7)	Base Attachment	Top Insulation	Top Attachment	Base Ply	Ply Sheet	Cap Sheet	MDP (psf)
CW-A-4	OPTIONAL Vapor Barriers for Adhered Assemblies over CWF Deck	Min. 1.5-inch ENRGY 3	RSUA applied 12-inch o.c.	SECUROCK	RSUA applied 12-inch o.c.	HA SBS BUR Ply; BA SBS BUR Ply; 1k SBS Ply; or TA SBS Ply	OPTIONAL HA SBS BUR Ply; BA SBS BUR Ply; 1k SBS Ply; or TA SBS Ply	BA SBS Cap; HA SBS Cap; 1k SBS Cap; or TA SBS Cap	-240 (Lim. 9; HVHZ Only)
CW-A-5	OPTIONAL Vapor Barriers for Adhered Assemblies over CWF Deck	Min. 1.5-inch ENRGY 3	RSUA applied 12-inch o.c.	-	-	SA Base	OPTIONAL TA SBS Ply	TA SBS Cap	-250 (Lim. 9; HVHZ Only)

Assemblies with Adhered Membranes over Insulated Cementitious Wood Fiber Deck (New, Existing or Recover)									
System No.	Base Insulation or Anchor Sheet	Base or Anchor Attachment	Top Insulation	Top Attachment	Base Ply	Ply Sheet	Cap Sheet	MDP (psf)	
CW-AM-1	FescoBoard or Min. 1/2-inch DuraBoard	Twin-Loc Nail secured at a rate of 1 per 2ft ²	FescoBoard, Retro-Fit, RetroPlus or Min. 3/4-inch DuraBoard	ASTM D 312, Type IV Asphalt	HA SBS BUR Base	OPTIONAL CA SBS BUR Ply; PCA SBS BUR Ply; HA SBS BUR Ply; BA SBS BUR Ply; or TA SBS Ply	CA SBS Cap; PCA SBS Cap; HA SBS Cap; BA SBS Cap; or TA SBS Cap	-45 (Lim. 7; Non-HVHZ)	
CW-AM-2	DynaBase, DynaBase 3.0 or Ventsulation Felt	UltraLok spaced 9-inch o.c. at the min. 2-inch side laps and 18-inch o.c. in two staggered rows in the field	<u>Base Layer:</u> Min. 0.5-inch E3 or E3 C1 <u>Top Layer:</u> DensDeck Prime, DEXcell FA, or SECUROCK	2-Part UIA applied 12-inch o.c.	SA Base	OPTIONAL TA SBS Ply	TA SBS Cap	-45 (Lim. 7; Non-HVHZ)	
CW-AM-3	DynaBase, DynaBase 3.0 or Ventsulation Felt	UltraLok spaced 9-inch o.c. at the min. 2-inch side laps and 18-inch o.c. in two staggered rows in the field	<u>Base Layer:</u> Min. 0.5-inch E3 or E3 C1 <u>Top Layer:</u> DensDeck Prime, DEXcell FA, or SECUROCK	2-Part UIA applied 12-inch o.c.	1k SBS Ply; CA SBS Ply; HA SBS Ply; BA SBS Ply; PCA SBS Ply; or TA SBS Ply	OPTIONAL 1k SBS Ply; CA SBS Ply; HA SBS Ply; BA SBS Ply; PCA SBS Ply; or TA SBS Ply	1k SBS Cap; CA SBS Cap; HA SBS Cap; BA SBS Cap; PCA SBS Cap; or TA SBS Cap	-45 (Lim. 7; Non-HVHZ)	
CW-AM-4	DynaBase, DynaBase 3.0 or Ventsulation Felt	UltraLok spaced 9-inch o.c. at the min. 2-inch side laps and 18-inch o.c. in two staggered rows in the field	<u>Base Layer:</u> Min. 0.5-inch E3 or E3 C1 <u>Top Layer:</u> Separator CGF	2-Part UIA applied 12-inch o.c.	1k SBS Ply; CA SBS Ply; BA SBS Ply; or PCA SBS Ply	OPTIONAL 1k SBS Ply; CA SBS Ply; BA SBS Ply; or PCA SBS Ply	1k SBS Cap; CA SBS Cap; BA SBS Cap; or PCA SBS Cap	-45 (Lim. 7; Non-HVHZ)	



Assemblies with Adhered Membranes over Insulated Cementitious Wood Fiber Deck (New, Existing or Recover)								
System No.	Base Insulation or Anchor Sheet	Base or Anchor Attachment	Top Insulation	Top Attachment	Base Ply	Ply Sheet	Cap Sheet	MDP (psf)
CW-AM-5	DynaBase, DynaBase 3.0 or Ventsulation Felt	UltraLok spaced 9-inch o.c. at the min. 2-inch side laps and 18-inch o.c. in two staggered rows in the field	<u>Base Layer:</u> Min. 0.5-inch E3 or E3 C1 <u>Top Layer:</u> Invinsa	2-Part UIA applied 12-inch o.c.	1k SBS Ply; CA SBS Ply or PCA SBS Ply	OPTIONAL 1k SBS Ply; CA SBS Ply or PCA SBS Ply	1k SBS Cap; CA SBS Cap or PCA SBS Cap	-45 (Lim. 7; Non-HVHZ)
CW-AM-6	MA Base	Twin-Loc Nails with integral plate spaced 9-inch o.c. at the min. 3-inch side laps and two rows (2) staggered 12-inch o.c. in the field	Min. 1.3-inch ENRGY 3, FescoFoam, DuraFoam, FescoBoard, Retro-Fit Board or Min. 3/4-inch DuraBoard	ASTM D 312, Type IV Asphalt	HA SBS BUR BASE	OPTIONAL CA SBS BUR Ply; HA SBS BUR Ply; BA SBS BUR Ply; or TA SBS Ply	CA SBS Cap; HA SBS Cap; BA SBS Cap; or TA SBS Cap	-82.5 (Lim. 7)

Mechanically Attached Assemblies over Cementitious Wood Fiber Deck (New or Existing)						
System No.	Insulation	Base Ply	Base Ply Attachment	Ply Sheet	Cap Sheet	MDP (psf)
CW-M-1	Min. 375 psi Celcore MF with HS Rheology Admixture poured in place	DynaWeld Base	Min. 1.7-inch JM LWC CR Base Fastener installed 7-inch o.c. in 4-inch side laps, 7-inch o.c. in two (2) equally spaced, staggered rows in the field	OPTIONAL TA SBS Ply	TA SBS Cap	-45 (Lim. 7)
CW-M-2	Min. 375 psi Celcore MF with HS Rheology Admixture poured in place	DynaWeld Base	Min. 1.7-inch JM LWC CR Base Fastener installed 7-inch o.c. in 4-inch side laps, 7-inch o.c. in three (3) equally spaced, staggered rows in the field	OPTIONAL TA SBS Ply	TA SBS Cap	-52.5 (Lim. 7)
CW-M-3	Min. 475 psi Celcore MF with HS Rheology Admixture poured in place	DynaFast 180 HW, DynaFast 180 S or DynaFast 250 HW	Min. 1.8-inch Twin-Loc Nails and Straight Line Batten Bar spaced 6-inch o.c. within the 4-inch wide heat welded side laps	OPTIONAL TA SBS Ply (Min. 4-inch side laps)	TA SBS Cap (Min. 4-inch side laps)	-60 (Lim. 7)
CW-M-4	Min. 475 psi Celcore MF with HS Rheology Admixture poured in place	DynaFast 180 S	Min. 1.8-inch Twin-Loc Nails and Straight Line Batten Bar spaced 6-inch o.c. within the 4-inch wide heat welded side laps	OPTIONAL 1k SBS Ply; CA SBS BUR Ply; PCA SBS BUR Ply; HA SBS BUR Ply; or TA SBS Ply (Min. 4-inch side laps)	1k SBS Cap; CA SBS Cap; PCA SBS Cap; HA SBS Cap; or TA SBS Cap (Min. 4-inch side laps)	-60 (Lim. 7)
CW-M-5	Min. 375 psi Celcore MF with HS Rheology Admixture poured in place	PermaPly 28	Min. 1.7-inch JM LWC CR Base Fastener installed 6-inch o.c. in 4-inch side laps, 6-inch o.c. in three (3) equally spaced, staggered rows in the field	CA SBS BUR Ply; PCA SBS BUR Ply; HA SBS BUR Ply; or TA SBS Ply	CA SBS Cap; PCA SBS Cap; HA SBS Cap; or TA SBS Cap	-60 (Lim. 7)
CW-M-6	-	MA Base	Twin-Loc Nails with integral plate spaced 9-inch o.c. at the 3-inch side lap and two rows (2) staggered 12-inch o.c. in the field	OPTIONAL HA SBS BUR Ply; BA SBS BUR Ply; or TA SBS Ply	HA SBS Cap; BA SBS Cap; or TA SBS Cap	-82.5 (Lim. 7)



Mechanically Attached Assemblies over Cementitious Wood Fiber Deck (New or Existing)						
System No.	Insulation	Base Ply	Base Ply Attachment	Ply Sheet	Cap Sheet	MDP (psf)
CW-M-7	OPTIONAL <i>Insulation</i>	DynaFast 180HW, DynaFast 180S, or DynaFast 250HW	Min. 1.8-inch Twin-Loc Nails and Straight Line Batten Bar spaced 6-inch o.c. within the 4-inch wide heat welded side laps and 6-inch o.c. in one intermediate row centered in the field of the roll	OPTIONAL <i>TA SBS Ply</i> (Min. 4-inch side laps)	<i>TA SBS Cap</i> (Min. 4-inch side laps)	-90 (Lim. 7)
CW-M-8	OPTIONAL <i>Insulation</i>	DynaFast 180S	Min. 1.8-inch Twin-Loc Nails and Straight Line Batten Bar spaced 6-inch o.c. within the 4-inch wide heat welded side laps and 6-inch o.c. in one intermediate row centered in the field of the roll	OPTIONAL <i>1k SBS Ply;</i> <i>CA SBS BUR Ply;</i> <i>HA SBS BUR Ply;</i> or <i>TA SBS Ply</i> (Min. 4-inch side laps)	<i>1k SBS Cap;</i> <i>CA SBS Cap;</i> <i>HA SBS Cap;</i> or <i>TA SBS Cap</i> (Min. 4-inch side laps)	-90 (Lim. 7)

Assemblies with All Layers Adhered over Poured Gypsum Deck (New or Existing)								
System No.	Base Insulation (Note 7)	Base Insulation Attachment	Cover Board	Cover Board Attachment	Base Ply	Ply Sheet	Cap Sheet	MDP (psf)
G-A-1	Min. 1.5-inch ENRGY 3	OSFA or RSUA applied 12-inch o.c.	<i>DensDeck Prime,</i> <i>DEXcell FA,</i> or <i>SECUROCK</i>	OSFA or RSUA applied 12-inch o.c.	<i>SA Base</i>	OPTIONAL <i>TA SBS Ply</i>	<i>TA SBS Cap</i>	-45 (Lim 9)
G-A-2	Min. 1.5-inch ENRGY 3	OSFA or RSUA applied 12-inch o.c.	<i>DensDeck Prime,</i> <i>DEXcell FA,</i> or <i>SECUROCK</i>	OSFA or RSUA applied 12-inch o.c.	<i>1k SBS Ply;</i> <i>CA SBS Ply;</i> <i>HA SBS Ply;</i> <i>BA SBS Ply;</i> <i>PCA SBS Ply;</i> or <i>TA SBS Ply</i>	OPTIONAL <i>1k SBS Ply;</i> <i>CA SBS Ply;</i> <i>HA SBS Ply;</i> <i>BA SBS Ply;</i> <i>PCA SBS Ply;</i> or <i>TA SBS Ply</i>	<i>1k SBS Cap;</i> <i>CA SBS Cap;</i> <i>HA SBS Cap;</i> <i>BA SBS Cap;</i> <i>PCA SBS Cap;</i> or <i>TA SBS Cap</i>	-45 (Lim 9)

Assemblies with Adhered Membranes over Insulated Poured Gypsum Deck (New, Existing or Recover)								
System No.	Base Insulation or Anchor Sheet	Base or Anchor Attachment	Top Insulation	Top Attachment	Base Ply	Ply Sheet	Cap Sheet	MDP (psf)
G-AM-1	Min. 1.5-inch ENRGY	Polymer Auger Fasteners and Plates secured at a rate of <i>8 per 4-ft x 8-ft Board</i>	FescoBoard, Retro-Fit, RetroPlus or Min. 3/4-inch DuraBoard	ASTM D 312, Type IV Asphalt	<i>HA SBS BUR Base</i>	OPTIONAL <i>1k SBS Ply;</i> <i>CA SBS BUR Ply;</i> <i>PCA SBS BUR Ply;</i> <i>HA SBS BUR Ply;</i> <i>BA SBS BUR Ply;</i> or <i>TA SBS Ply</i>	<i>1k SBS Cap;</i> <i>CA SBS Cap;</i> <i>PCA SBS Cap;</i> <i>HA SBS Cap;</i> <i>BA SBS Cap;</i> or <i>TA SBS Cap</i>	-45 (Lim. 7; Non- HVHZ)



Assemblies with Adhered Membranes over Insulated Poured Gypsum Deck (New, Existing or Recover)								
System No.	Base Insulation or Anchor Sheet	Base or Anchor Attachment	Top Insulation	Top Attachment	Base Ply	Ply Sheet	Cap Sheet	MDP (psf)
G-AM-2	FescoBoard or Min. 3/4-inch DuraBoard	Polymer Auger Fasteners and Plates secured at a rate of 16 per 4-ft x 8-ft Board	FescoBoard, Retro-Fit, RetroPlus or Min. 3/4-inch DuraBoard	ASTM D 312, Type IV Asphalt	HA SBS BUR Base	OPTIONAL 1k SBS Ply; CA SBS BUR Ply; PCA SBS BUR Ply; HA SBS BUR Ply; BA SBS BUR Ply; or TA SBS Ply	1k SBS Cap; CA SBS Cap; PCA SBS Cap; HA SBS Cap; BA SBS Cap; or TA SBS Cap	-45 (Lim. 7; Non-HVHZ)
G-AM-3	OPTIONAL Insulation	Simultaneously fastened with Top Insulation	FescoBoard or Min. 3/4-inch DuraBoard	Polymer Auger Fasteners and Plates secured at a rate of 16 per 4-ft x 8-ft Board	HA SBS BUR Base	OPTIONAL 1k SBS Ply; CA SBS BUR Ply; PCA SBS BUR Ply; HA SBS BUR Ply; BA SBS BUR Ply; or TA SBS Ply	1k SBS Cap; CA SBS Cap; PCA SBS Cap; HA SBS Cap; BA SBS Cap; or TA SBS Cap	-45 (Lim. 7; Non-HVHZ)
G-AM-4	DynaBase, DynaBase 3.0 or Ventsulation Felt	UltraLok spaced 9-inch o.c. at the min. 2-inch side laps and 18-inch o.c. in two staggered rows in the field	<u>Base Layer:</u> Min. 0.5-inch E3 or E3 C1 <u>Top Layer:</u> DensDeck Prime, DEXcell FA, or SECUROCK	2-Part UIA applied 12-inch o.c.	SA Base	OPTIONAL TA SBS Ply	TA SBS Cap	-45 (Lim. 7; Non-HVHZ)
G-AM-5	DynaBase, DynaBase 3.0 or Ventsulation Felt	UltraLok spaced 9-inch o.c. at the min. 2-inch side laps and 18-inch o.c. in two staggered rows in the field	<u>Base Layer:</u> Min. 0.5-inch E3 or E3 C1 <u>Top Layer:</u> DensDeck Prime, DEXcell FA, or SECUROCK	2-Part UIA applied 12-inch o.c.	1k SBS Ply; CA SBS Ply; HA SBS Ply; BA SBS Ply; PCA SBS Ply; or TA SBS Ply	OPTIONAL 1k SBS Ply; CA SBS Ply; HA SBS Ply; BA SBS Ply; PCA SBS Ply; or TA SBS Ply	1k SBS Cap; CA SBS Cap; HA SBS Cap; BA SBS Cap; PCA SBS Cap; or TA SBS Cap	-45 (Lim. 7; Non-HVHZ)
G-AM-6	DynaBase, DynaBase 3.0 or Ventsulation Felt	UltraLok spaced 9-inch o.c. at the min. 2-inch side laps and 18-inch o.c. in two staggered rows in the field	<u>Base Layer:</u> Min. 0.5-inch E3 or E3 C1 <u>Top Layer:</u> SeparatoR CGF	2-Part UIA applied 12-inch o.c.	1k SBS Ply; CA SBS Ply; BA SBS Ply; or PCA SBS Ply	OPTIONAL 1k SBS Ply; CA SBS Ply; BA SBS Ply; or PCA SBS Ply	1k SBS Ply; CA SBS Cap; BA SBS Cap; or PCA SBS Cap	-45 (Lim. 7; Non-HVHZ)
G-AM-7	DynaBase, DynaBase 3.0 or Ventsulation Felt	UltraLok spaced 9-inch o.c. at the min. 2-inch side laps and 18-inch o.c. in two staggered rows in the field	<u>Base Layer:</u> Min. 0.5-inch E3 or E3 C1 <u>Top Layer:</u> Invinsa	2-Part UIA applied 12-inch o.c.	1k SBS Ply; CA SBS Ply or PCA SBS Ply	OPTIONAL 1k SBS Ply; CA SBS Ply or PCA SBS Ply	1k SBS Cap; CA SBS Cap or PCA SBS Cap	-45 (Lim. 7; Non-HVHZ)



Assemblies with Adhered Membranes over Insulated Poured Gypsum Deck (New, Existing or Recover)								
System No.	Base Insulation or Anchor Sheet	Base or Anchor Attachment	Top Insulation	Top Attachment	Base Ply	Ply Sheet	Cap Sheet	MDP (psf)
G-AM-8	MA Base or DynaPly T1	Twin-Loc Nails with integral plate spaced 9-inch o.c. at the 3-inch side lap and two rows (2) staggered 12-inch o.c. in the field	Min 1.4-inch E3, FescoFoam, DuraFoam, Fesco Board, Retro-Fit, RetroPlus or Min 3/4-inch DuraBoard	ASTM D 312, Type IV Asphalt	HA SBS BUR Base	OPTIONAL 1k SBS Ply; CA SBS BUR Ply; PCA SBS BUR Ply; HA SBS BUR Ply; BA SBS BUR Ply; or TA SBS Ply	1k SBS Cap; CA SBS Cap; PCA SBS Cap; HA SBS Cap; BA SBS Cap; or TA SBS Cap	-75 (Lim. 7)

Mechanically Attached Assemblies over Poured Gypsum Deck (New or Existing)							
System No.	Insulation	Base Ply	Base Ply Attachment	Ply Sheet	Cap Sheet	MDP (psf)	
G-M-1	Insulation	MA Base	Polymer Auger Fasteners and Plates spaced 9-inch o.c. at the side lap and two rows (2) staggered 12-inch o.c. in the field	OPTIONAL CA SBS BUR Ply; PCA SBS BUR Ply; HA SBS BUR Ply; BA SBS BUR Ply; or TA SBS Ply	CA SBS Cap; PCA SBS Cap; HA SBS Cap; BA SBS Cap; or TA SBS Cap	-45 (Lim. 7; Non-HVHZ)	
G-M-2	-	MA Base	Min. 1.8-inch Twin-Loc Nails with integral plate spaced 9-inch o.c. at the 3-inch side lap and two rows (2) staggered 12-inch o.c. in the field	OPTIONAL HA SBS BUR Ply; BA SBS BUR Ply; or TA SBS Ply	HA SBS Cap; BA SBS Cap; or TA SBS Cap	-75 (Lim. 7)	
G-M-3	OPTIONAL Insulation	DynaFast 180HW, DynaFast 180S, or DynaFast 250HW	Min. 1.8-inch Twin-Loc Nails and Straight Line Batten Bar spaced 6-inch o.c. within the 4-inch wide heat welded side laps and 6-inch o.c. in one intermediate row centered in the field of the roll	OPTIONAL TA SBS Ply (Min. 4-inch side laps)	TA SBS Cap (Min. 4-inch side laps)	-90 (Lim. 7)	
G-M-4	OPTIONAL Insulation	DynaFast 180S	Min. 1.8-inch Twin-Loc Nails and Straight Line Batten Bar spaced 6-inch o.c. within the 4-inch wide heat welded side laps and 6-inch o.c. in one intermediate row centered in the field of the roll	OPTIONAL 1k SBS Ply; CA SBS BUR Ply; HA SBS BUR Ply; or TA SBS Ply (Min. 4-inch side laps)	1k SBS Cap; CA SBS Cap; HA SBS Cap; or TA SBS Cap (Min. 4-inch side laps)	-90 (Lim. 7)	



Lightweight Concrete Assemblies with All Layers Adhered over Concrete Deck (New or Existing)								
System No.	Vapor Barrier	LWIC	Insulation/ Cover Board (Note 7)	Insulation/Cover Board Attachment	Base Ply	Ply Sheet	Cap Sheet	MDP (psf)
LC-A-1	-	Min. 330 psi Celcore MF with HS Rheology Admixture	<u>Base Layer:</u> DynaBase PR <u>Middle Layer:</u> Min. 1.5-inch ENRGY 3 <u>OPTIONAL Top Layer:</u> DensDeck Prime, DEXcell FA, ProtectoR HD or SECUROCK	DynaBase PR applied in DynaSet 1k 12-inch o.c.; Middle and Top Layers applied in RSUA 12-inch o.c.	1k SBS Ply	OPTIONAL 1k SBS Ply	1k SBS Cap	-45 (Lim. 9; HVHZ only)
LC-A-2	-	Min. 340 psi Celcore MF with HS Rheology Admixture over deck treated with Celcore S-1	Min. 1.5-inch ENRGY 3	RSUA ribbons spaced 12-inch o.c.	CA SBS Ply; 1k SBS Ply; or BA SBS BUR Base	OPTIONAL CA SBS Ply; HA SBS Ply; 1k SBS Ply; or TA SBS Ply	CA SBS Cap; HA SBS Cap; 1k SBS Cap; or TA SBS Cap	-77.5 (Lim. 9)
LC-A-3	-	Min. 340 psi Celcore MF with HS Rheology Admixture over deck treated with Celcore S-1	<u>Base Layer:</u> Min. 1.5-inch ENRGY 3 or ENRGY 3 CGF <u>Top Layer:</u> SECUROCK	Base and Top layer secured with RSUA ribbons spaced 12-inch o.c.	CA SBS Ply; HA SBS BUR Ply; BA SBS BUR Ply; 1k SBS Ply; or TA SBS Ply	OPTIONAL CA SBS Ply; HA SBS BUR Ply; BA SBS BUR Ply; 1k SBS Ply; or TA SBS Ply	CA SBS Cap; BA SBS Cap; HA SBS Cap; 1k SBS Cap; or TA SBS Cap	-77.5 (Lim. 9)
LC-A-4	-	Min. 300 psi LWIC	Min. 1.5-inch ENRGY 3	2-Part UIA ribbons spaced 12-inch o.c.	CA SBS Ply, 1k SBS Ply; or BA SBS BUR Base	OPTIONAL CA SBS Ply; HA SBS Ply; 1k SBS Ply; or TA SBS Ply	CA SBS Cap; HA SBS Cap; 1k SBS Cap; or TA SBS Cap	-80 (Lim. 9)
LC-A-5	-	Min. 300 psi LWIC	<u>Base Layer:</u> Min. 1.5-inch ENRGY 3 or ENRGY 3 AGF <u>Top Layer:</u> SECUROCK	2-Part UIA ribbons spaced 12-inch o.c.	CA SBS Ply; HA SBS BUR Ply; BA SBS BUR Ply; 1k SBS Ply; or TA SBS Ply	OPTIONAL CA SBS Ply; HA SBS BUR Ply; BA SBS BUR Ply; 1k SBS Ply; or TA SBS Ply	CA SBS Cap; BA SBS Cap; HA SBS Cap; 1k SBS Cap; or TA SBS Cap	-80 (Lim. 9)



Lightweight Concrete Assemblies with All Layers Adhered over Concrete Deck (New or Existing)								
System No.	Vapor Barrier	LWIC	Insulation/ Cover Board (Note 7)	Insulation/Cover Board Attachment	Base Ply	Ply Sheet	Cap Sheet	MDP (psf)
LC-A-6	-	Min. 350 psi Celcore MF with HS Rheology Admixture	Base Layer: Min. 1.5-inch ENRGY 3 Top Layer: DensDeck Prime, DEXcell FA, or SECUROCK	Base and Top Layers applied in OSFA 12-inch o.c.	SA Base	OPTIONAL TA SBS Ply	TA SBS Cap	-90 (Lim 9)
LC-A-7	-	Min. 350 psi Celcore MF with HS Rheology Admixture	Base Layer: Min. 1.5-inch ENRGY 3 Top Layer: DensDeck Prime, DEXcell FA, or SECUROCK	Base and Top Layers applied in OSFA 12-inch o.c.	CA SBS Ply; HA SBS Ply; BA SBS Ply; or TA SBS Ply	OPTIONAL CA SBS Ply; HA SBS Ply; BA SBS Ply; or TA SBS Ply	CA SBS Cap; HA SBS Cap; BA SBS Cap; or TA SBS Cap	-90 (Lim 9)
LC-A-8	-	Min. 220 psi Celcore MF with HS Rheology Admixture	-	-	DynaBase PR applied in DynaSet 1k 12-inch o.c.	1k SBS Ply; CA SBS Ply; HA SBS BUR Ply; BA SBS BUR Ply; or TA SBS Ply	1k SBS Cap; CA SBS Cap; BA SBS Cap; HA SBS Cap; or TA SBS Cap	-120 (Lim. 9; HVHZ only)
LC-A-9	-	Min. 310 psi Elastizell with Zell-Crete Fibers	Min. 1.5-inch ENRGY 3	2-Part UIA ribbons spaced 12-inch o.c.	CA SBS Ply; 1k SBS Ply; or BA SBS BUR Base	OPTIONAL CA SBS Ply; 1k SBS Ply; HA SBS Ply; or TA SBS Ply	CA SBS Cap; 1k SBS Cap; HA SBS Cap; or TA SBS Cap	-130 (Lim. 9)
LC-A-10	-	Min. 310 psi Elastizell with Zell-Crete Fibers	Base Layer: Min. 1.5-inch ENRGY 3 or ENRGY 3 AGF Top Layer: SECUROCK	2-Part UIA ribbons spaced 12-inch o.c.	CA SBS Ply; 1k SBS Ply; HA SBS BUR Ply; BA SBS BUR Ply; or TA SBS Ply	OPTIONAL CA SBS Ply; 1k SBS Ply; HA SBS BUR Ply; BA SBS BUR Ply; or TA SBS Ply	CA SBS Cap; 1k SBS Cap; BA SBS Cap; HA SBS Cap; or TA SBS Cap	-130 (Lim. 9)
LC-A-11	-	Min. 350 psi Celcore MF with HS Rheology Admixture	Base Layer: Min. 1.5-inch ENRGY 3 Top Layer: SECUROCK	Base and Top Layers applied in RSUA 12-inch o.c.	SA Base	OPTIONAL TA SBS Ply	TA SBS Cap	-135 (Lim 9)



Lightweight Concrete Assemblies with All Layers Adhered over Concrete Deck (New or Existing)								
System No.	Vapor Barrier	LWIC	Insulation/ Cover Board (Note 7)	Insulation/Cover Board Attachment	Base Ply	Ply Sheet	Cap Sheet	MDP (psf)
LC-A-12	-	Min. 330 psi Celcore MF with HS Rheology Admixture	<u>Base Layer:</u> DynaBase PR <u>Top Layer:</u> Min. 1.5-inch ENRGY 3	DynaBase PR applied in DynaSet 1k 12-inch o.c.; ENRGY 3 applied in RSUA 12-inch o.c.	SA Base or BA SBS BUR Base	OPTIONAL HA SBS BUR Ply; or TA SBS Ply	HA SBS Cap; or TA SBS Cap	-170 (Lim. 9; HVHZ only)
LC-A-13	-	Min. 400 psi Celcore MF with HS Rheology Admixture	<u>Base Layer:</u> DynaBase PR <u>Top Layer:</u> Min. 1.5-inch ENRGY 3	DynaBase PR applied in DynaSet 1k 12-inch o.c.; ENRGY 3 applied in RSUA 12-inch o.c.	SA Base or BA SBS BUR Base	OPTIONAL HA SBS BUR Ply; or TA SBS Ply	HA SBS Cap; or TA SBS Cap	-170 (Lim. 9)
LC-A-14	-	Min. 330 psi Celcore MF with HS Rheology Admixture	<u>Base Layer:</u> DynaBase PR <u>Middle Layer:</u> Min. 1.5-inch ENRGY 3 <u>Top Layer:</u> DensDeck Prime, DEXcell FA, ProtectoR HD, or SECUROCK	DynaBase PR applied in DynaSet 1k 12-inch o.c.; Middle and Top Layers applied in RSUA 12-inch o.c.	CA SBS Cap or 1k SBS Ply	OPTIONAL CA SBS Ply or 1k SBS Ply	CA SBS Cap or 1k SBS Cap	-170 (Lim. 9; HVHZ only)
LC-A-15	-	Min. 400 psi Celcore MF with HS Rheology Admixture	<u>Base Layer:</u> DynaBase PR <u>Middle Layer:</u> Min. 1.5-inch ENRGY 3 <u>Top Layer:</u> DensDeck Prime, DEXcell FA, ProtectoR HD, or SECUROCK	DynaBase PR applied in DynaSet 1k 12-inch o.c.; Middle and Top Layers applied in RSUA 12-inch o.c.	CA SBS Cap or 1k SBS Ply	OPTIONAL CA SBS Ply or 1k SBS Ply	CA SBS Cap or 1k SBS Cap	-170 (Lim. 9)



Lightweight Concrete Assemblies with All Layers Adhered over Concrete Deck (New or Existing)								
System No.	Vapor Barrier	LWIC	Insulation/ Cover Board (Note 7)	Insulation/Cover Board Attachment	Base Ply	Ply Sheet	Cap Sheet	MDP (psf)
LC-A-16	-	Min. 330 psi Celcore MF with HS Rheology Admixture	<u>Base Layer:</u> DynaBase PR <u>Middle Layer:</u> Min. 1.5-inch ENRGY 3 <u>Top Layer:</u> DEXcell FA	DynaBase PR applied in DynaSet 1k 12-inch o.c.; Middle and Top Layers applied in RSUA 12-inch o.c.	SA Base self-adhered or TA SBS Ply	OPTIONAL HA SBS BUR Ply or TA SBS Ply	HA SBS Cap or TA SBS Cap	-170 (Lim. 9; HVHZ only)
LC-A-17	-	Min. 330 psi Celcore MF with HS Rheology Admixture	<u>Base Layer:</u> DynaBase PR <u>Middle Layer:</u> Min. 1.5-inch ENRGY 3 <u>Top Layer:</u> DensDeck Prime	DynaBase PR applied in DynaSet 1k 12-inch o.c.; Middle and Top Layers applied in RSUA 12-inch o.c.	SA Base self-adhered; HA SBS BUR Ply; or TA SBS Ply	OPTIONAL HA SBS BUR Ply or TA SBS Ply	HA SBS Cap or TA SBS Cap	-170 (Lim. 9; HVHZ only)
LC-A-18	-	Min. 330 psi Celcore MF with HS Rheology Admixture	<u>Base Layer:</u> DynaBase PR <u>Middle Layer:</u> Min. 1.5-inch ENRGY 3 <u>Top Layer:</u> SECUROCK	DynaBase PR applied in DynaSet 1k 12-inch o.c.; Middle and Top Layers applied in RSUA 12-inch o.c.	HA SBS BUR Ply; BA SBS BUR Ply; or TA SBS Ply	OPTIONAL HA SBS BUR Ply; BA SBS BUR Ply; or TA SBS Ply	BA SBS Cap; HA SBS Cap; or TA SBS Cap	-170 (Lim. 9; HVHZ only)
LC-A-19	-	Min. 270 psi Celcore MF with HS Rheology Admixture	-	-	DynaBase PR applied in DynaSet 1k 12-inch o.c.	CA SBS Ply; HA SBS BUR Ply; BA SBS BUR Ply; or TA SBS Ply	CA SBS Cap; BA SBS Cap; HA SBS Cap; or TA SBS Cap	-170 (Lim. 9; HVHZ only)
LC-A-20	-	Min. 400 psi Celcore MF with HS Rheology Admixture with DynaBase PR adhered in DynaSet 1k applied 12-inch o.c.	<u>Base Layer:</u> Min. 1.5-inch ENRGY 3 <u>Top Layer:</u> DensDeck Prime or DEXcell FA	Base and Top Layers applied in RSUA 12-inch o.c.	SA Base	OPTIONAL TA SBS Ply	TA SBS Cap	-180 (Lim 9)



Lightweight Concrete Assemblies with All Layers Adhered over Concrete Deck (New or Existing)								
System No.	Vapor Barrier	LWIC	Insulation/ Cover Board (Note 7)	Insulation/Cover Board Attachment	Base Ply	Ply Sheet	Cap Sheet	MDP (psf)
LC-A-21	-	Min. 400 psi Celcore MF with HS Rheology Admixture with DynaBase PR adhered in DynaSet 1k applied 12-inch o.c.	<u>Base Layer:</u> Min. 1.5-inch ENRGY 3 <u>Top Layer:</u> DEXcell FA	Base and Top Layers applied in RSUA 12-inch o.c.	TA SBS Ply	OPTIONAL TA SBS Ply	TA SBS Cap	-180 (Lim 9)
LC-A-22	-	Min. 400 psi Celcore MF with HS Rheology Admixture with DynaBase PR adhered in DynaSet 1k applied 12-inch o.c.	<u>Base Layer:</u> Min. 1.5-inch ENRGY 3 <u>Top Layer:</u> DensDeck Prime	Base and Top Layers applied in RSUA 12-inch o.c.	1k SBS Ply; HA SBS BUR Ply or TA SBS Ply	OPTIONAL 1k SBS Ply; HA SBS BUR Ply or TA SBS Ply	1k SBS Cap; HA SBS Cap or TA SBS Cap	-180 (Lim 9)
LC-A-23	-	Min. 400 psi Celcore MF with HS Rheology Admixture with DynaBase PR adhered in DynaSet 1k applied 12-inch o.c.	<u>Base Layer:</u> Min. 1.5-inch ENRGY 3 <u>Top Layer:</u> SECUROCK	Base and Top Layers applied in RSUA 12-inch o.c.	1k SBS Ply; HA SBS BUR Ply; BA SBS BUR Ply; or TA SBS Ply	OPTIONAL 1k SBS Ply; HA SBS BUR Ply; BA SBS BUR Ply; or TA SBS Ply	1k SBS Cap; BA SBS Cap; HA SBS Cap; or TA SBS Cap	-180 (Lim 9)
LC-A-24	-	Min. 350 psi Celcore MF with HS Rheology Admixture	<u>Base Layer:</u> Min. 1.5-inch ENRGY 3 <u>Top Layer:</u> DensDeck Prime or DEXcell FA	Base and Top Layers applied in RSUA 12-inch o.c.	SA Base	OPTIONAL TA SBS Ply	TA SBS Cap	-195 (Lim 9)
LC-A-25	-	Min. 260 psi LWIC	SECUROCK	2-Part UIA ribbons spaced 12-inch o.c	1k SBS Ply; HA SBS BUR Ply; BA SBS BUR Ply; or TA SBS Ply	OPTIONAL 1k SBS Ply; HA SBS BUR Ply; BA SBS BUR Ply; or TA SBS Ply	1k SBS Cap; BA SBS Cap; HA SBS Cap; or TA SBS Cap	-210 (Lim. 9; Non- HVHZ)
LC-A-26	-	Min. 320 psi Celcore MF with HS Rheology Admixture	-	-	DynaBase PR applied in DynaSet 1k 12-inch o.c.	SA Base; 1k SBS Ply; HA SBS BUR Ply; Ply; or TA SBS Ply	1k SBS Cap; HA SBS Cap; or TA SBS Cap	-212.5 (Lim. 9; HVHZ only)
LC-A-27	-	Min. 270 psi Celcore MF with HS Rheology Admixture	-	-	DynaBase PR applied in DynaSet 1k 12-inch o.c.	1k SBS Ply; HA SBS BUR Ply; BA SBS BUR Ply; or TA SBS Ply	1k SBS Cap; BA SBS Cap; HA SBS Cap; or TA SBS Cap	-225 (Lim. 9; HVHZ only)



Lightweight Concrete Assemblies with All Layers Adhered over Concrete Deck (New or Existing)								
System No.	Vapor Barrier	LWIC	Insulation/ Cover Board (Note 7)	Insulation/Cover Board Attachment	Base Ply	Ply Sheet	Cap Sheet	MDP (psf)
LC-A-28	-	Min. 350 psi Celcore MF with HS Rheology Admixture	Base Layer: Min. 1.5-inch ENRGY 3 Top Layer: <i>DensDeck Prime</i>	Base and Top Layers applied in <i>RSUA</i> 12-inch o.c.	1k SBS Ply; HA SBS BUR Ply or TA SBS Ply	OPTIONAL 1k SBS Ply; HA SBS BUR Ply or TA SBS Ply	1k SBS Cap; HA SBS Cap or TA SBS Cap	-240 (Lim 9)
LC-A-29	-	Min. 350 psi Celcore MF with HS Rheology Admixture	Base Layer: Min. 1.5-inch ENRGY 3 Top Layer: <i>DEXcell FA</i>	Base and Top Layers applied in <i>RSUA</i> 12-inch o.c.	TA SBS Ply	OPTIONAL TA SBS Ply	TA SBS Cap	-240 (Lim 9)
LC-A-30	-	Min. 350 psi Celcore MF with HS Rheology Admixture	Base Layer: Min. 1.5-inch ENRGY 3 Top Layer: <i>SECUROCK</i>	Base and Top Layers applied in <i>RSUA</i> 12-inch o.c.	1k SBS Ply; HA SBS BUR Ply; BA SBS BUR Ply; or TA SBS Ply	OPTIONAL 1k SBS Ply; HA SBS BUR Ply; BA SBS BUR Ply; or TA SBS Ply	1k SBS Cap; BA SBS Cap; HA SBS Cap; or TA SBS Cap	-240 (Lim 9)
LC-A-31	-	Min. 400 psi Celcore MF with HS Rheology Admixture	-	-	DynaBase PR applied in DynaSet 1k 12-inch o.c.	OPTIONAL 1k SBS Ply; CA SBS Ply; HA SBS BUR Ply; BA SBS BUR Ply; or TA SBS Ply	1k SBS Cap; CA SBS Cap; BA SBS Cap; HA SBS Cap; or TA SBS Cap	-272.5 (Lim. 9)

Lightweight Concrete Assemblies with Adhered Membranes over Concrete Deck (New or Existing)							
System No.	Vapor Barrier	LWIC	Base Sheet	Insulation/Cover Board	Ply Sheet	Cap Sheet	MDP (psf)
LC-AM-1	-	Min. 350 psi Celcore MF with HS Rheology Admixture	DynaBase, DynaBase 3.0, DynaLastic 180 S, GlasBase Plus, or Ventsulation Felt secured with min. 1.7-inch LWC CR Base Sheet Fasteners secured 7-inch o.c. at the 3-inch lap and 7-inch o.c. in two (2) equally spaced staggered rows in the field	Min. 0.5-inch <i>E3</i> or <i>E3 C1</i> followed by <i>DensDeck Prime</i> , <i>DEXcell FA</i> , or <i>SECUROCK</i> adhered in 2-Part <i>UIA</i> applied 12-inch o.c.	SA Base followed by OPTIONAL TA SBS Ply	TA SBS Cap	-45 (Lim. 7)



Lightweight Concrete Assemblies with Adhered Membranes over <i>Concrete Deck (New or Existing)</i>							
System No.	Vapor Barrier	LWIC	Base Sheet	Insulation/Cover Board	Ply Sheet	Cap Sheet	MDP (psf)
LC-AM-2	-	Min. 350 psi Celcore MF with HS Rheology Admixture	DynaBase, DynaBase 3.0, DynaLastic 180 S, GlasBase Plus, or Ventsulation Felt secured with min. 1.7-inch LWC CR Base Sheet Fasteners secured 7-inch o.c. at the 3-inch lap and 7-inch o.c. in two (2) equally spaced staggered rows in the field	<i>DensDeck Prime</i> or <i>SECUROCK</i> adhered in 2-Part <i>UIA</i> applied 12-inch o.c.	<i>SA Base</i> followed by OPTIONAL <i>TA SBS Ply</i>	<i>TA SBS Cap</i>	-45 (Lim. 7)
LC-AM-3	-	Min. 350 psi Celcore MF with HS Rheology Admixture	DynaBase, DynaBase 3.0, DynaLastic 180 S, GlasBase Plus, or Ventsulation Felt secured with min. 1.7-inch LWC CR Base Sheet Fasteners secured 7-inch o.c. at the 3-inch lap and 7-inch o.c. in two (2) equally spaced staggered rows in the field	Min. 0.5-inch <i>DensDeck Prime</i> or <i>SECUROCK</i> 2-Part <i>UIA</i> applied 12-inch o.c.	1k <i>SBS Ply</i> ; <i>CA SBS Ply</i> ; or <i>TA SBS Ply</i>	1k <i>SBS Cap</i> ; <i>CA SBS Cap</i> ; or <i>TA SBS Cap</i>	-45 (Lim. 7)
LC-AM-4	-	Min. 350 psi Celcore MF with HS Rheology Admixture	DynaBase, DynaBase 3.0, DynaLastic 180 S, GlasBase Plus, or Ventsulation Felt secured with min. 1.7-inch LWC CR Base Sheet Fasteners secured 7-inch o.c. at the 3-inch lap and 7-inch o.c. in two (2) equally spaced staggered rows in the field	Min. 0.5-inch <i>E3</i> or <i>E3 C1</i> adhered 12-inch o.c. in 2-Part <i>UIA</i> followed by <i>DensDeck Prime</i> adhered 12-inch o.c. in 2-Part <i>UIA</i> , <i>OSFA</i> , or <i>RSUA</i>	1k <i>SBS Ply</i> or <i>CA SBS BUR Ply</i>	1k <i>SBS Cap</i> or <i>CA SBS Cap</i>	-45 (Lim. 7)
LC-AM-5	-	Min. 350 psi Celcore MF with HS Rheology Admixture	DynaBase, DynaBase 3.0, DynaLastic 180 S, GlasBase Plus, or Ventsulation Felt secured with min. 1.7-inch LWC CR Base Sheet Fasteners secured 7-inch o.c. at the 3-inch lap and 7-inch o.c. in two (2) equally spaced staggered rows in the field	Min. 0.5-inch <i>E3</i> or <i>E3 C1</i> adhered 12-inch o.c. in 2-Part <i>UIA</i> followed by <i>DensDeck Prime</i> or <i>SECUROCK</i> adhered 12-inch o.c. in 2-Part <i>UIA</i> , <i>OSFA</i> , or <i>RSUA</i>	<i>PCA SBS Ply</i>	<i>PCA SBS Cap</i>	-45 (Lim. 7)



Lightweight Concrete Assemblies with Adhered Membranes over <i>Concrete Deck</i> (New or Existing)							
System No.	Vapor Barrier	LWIC	Base Sheet	Insulation/Cover Board	Ply Sheet	Cap Sheet	MDP (psf)
LC-AM-6	-	Min. 350 psi Celcore MF with HS Rheology Admixture	DynaBase, DynaBase 3.0, DynaLastic 180 S, GlasBase Plus, or Ventsulation Felt secured with min. 1.7-inch LWC CR Base Sheet Fasteners secured 7-inch o.c. at the 3-inch lap and 7-inch o.c. in two (2) equally spaced staggered rows in the field	Min. 0.5-inch E3 or E3 C1 adhered 12-inch o.c. in 2-Part UIA followed by DEXcell FA adhered 12-inch o.c. in OSFA	CA SBS Ply; PCA SBS Ply or BA SBS Ply	CA SBS Cap; PCA SBS Cap or BA SBS Cap	-45 (Lim. 7)
LC-AM-7	-	Min. 350 psi Celcore MF with HS Rheology Admixture	DynaBase, DynaBase 3.0, DynaLastic 180 S, GlasBase Plus, or Ventsulation Felt secured with min. 1.7-inch LWC CR Base Sheet Fasteners secured 7-inch o.c. at the 3-inch lap and 7-inch o.c. in two (2) equally spaced staggered rows in the field	Min. 0.5-inch E3 or E3 C1 adhered 12-inch o.c. in 2-Part UIA followed by SeparatoR CGF adhered 12-inch o.c. in 2-Part UIA, OSFA, or RSUA	1k SBS Ply; CA SBS Ply; PCA SBS Ply; or BA SBS Ply	1k SBS Cap; CA SBS Cap; PCA SBS Cap; or BA SBS Cap	-45 (Lim. 7)
LC-AM-8	-	Min. 350 psi Celcore MF with HS Rheology Admixture	DynaBase, DynaBase 3.0, DynaLastic 180 S, GlasBase Plus, or Ventsulation Felt secured with min. 1.7-inch LWC CR Base Sheet Fasteners secured 7-inch o.c. at the 3-inch lap and 7-inch o.c. in two (2) equally spaced staggered rows in the field	Min. 0.5-inch E3 or E3 C1 adhered 12-inch o.c. in 2-Part UIA followed by InvinSA Roof Board adhered 12-inch o.c. in 2-Part UIA, OSFA, or RSUA	1k SBS Ply; CA SBS BUR Ply or PCA SBS Ply	1k SBS Cap; CA SBS Cap or PCA SBS Cap	-45 (Lim. 7)
LC-AM-9	-	Min. 350 psi Celcore MF with HS Rheology Admixture	DynaBase, DynaBase 3.0, DynaLastic 180 S, GlasBase Plus, or Ventsulation Felt secured with min. 1.7-inch LWC CR Base Sheet Fasteners secured 7-inch o.c. at the 3-inch lap and 7-inch o.c. in two (2) equally spaced staggered rows in the field	DensDeck Prime or SECUROCK adhered in 2-Part UIA applied 12-inch o.c.	HA SBS Ply	HA SBS Cap	-45 (Lim. 7)
LC-AM-10	-	Min. 200 psi LWIC (MCRF ≥169 lbf with 1.7-inch LWC CR Base Sheet Fastener)	-	InvinSA Roof Board attached with min. 1.8-inch JM UltraLok secured at a rate of 32 per 4-ft x 8-ft board	SA Base with OPTIONAL TA SBS Ply	TA SBS Cap; HA SBS Cap; (Min. 4-inch side laps)	-45 (Lim. 7)



Mechanically Fastened Lightweight Concrete Assemblies over Concrete Deck (New or Existing)							
System No.	Vapor Barrier	LWIC	Base Sheet or Insulation	Base Sheet or Insulation Attachment	Ply Sheet	Cap Sheet	MDP (psf)
LC-M-1	-	Min. 280 psi LWIC	MA Base	1.4-inch JM UltraLok or 1.7-inch LWC CR Base Sheet Fastener installed 7-inch o.c. in 3-inch side laps, 7-inch o.c. in two (2) equally spaced, staggered rows in the field	CA SBS BUR Ply; PCA SBS BUR Ply; HA SBS BUR Ply; or TA SBS Ply	CA SBS Cap; PCA SBS Cap; HA SBS Cap; or TA SBS Cap	-30 (Lim. 7; Non-HVHZ)
LC-M-2	-	Min. 200 psi LWIC	MA Base	1.4-inch JM UltraLok Fastener installed 9-inch o.c. in 3-inch side laps, 12-inch o.c. in two (2) equally spaced, staggered rows in the field	CA SBS BUR Ply; PCA SBS BUR Ply; HA SBS BUR Ply; or TA SBS Ply	CA SBS Cap; PCA SBS Cap; HA SBS Cap; or TA SBS Cap	-30 (Lim. 7; Non-HVHZ)
LC-M-3	-	Min. 280 psi LWIC	MA Base	1.4-inch JM UltraLok or 1.7-inch LWC CR Base Sheet Fastener installed 7-inch o.c. in 3-inch side laps, 7-inch o.c. in two (2) equally spaced, staggered rows in the field	DynaGrip Base SD/SA	HA SBS Cap or TA SBS Cap	-30 (Lim. 7; Non-HVHZ)
LC-M-4	-	Min. 200 psi LWIC	MA Base	1.4-inch JM UltraLok Fastener installed 9-inch o.c. in 3-inch side laps, 12-inch o.c. in two (2) equally spaced, staggered rows in the field	DynaGrip Base SD/SA	HA SBS Cap or TA SBS Cap	-30 (Lim. 7; Non-HVHZ)
LC-M-5	OPTIONAL SBS TA VB	Min. 380 psi Elastizell with Zell-Crete Fibers	DynaFast 180 HW, or DynaFast 250 HW	Min. 1.8-inch Twin-Loc Nails and Straight Line Batten Bar spaced 9-inch o.c. within the 4-inch wide heat welded side laps	OPTIONAL TA SBS Ply (Min. 4-inch side laps)	TA SBS Cap (Min. 4-inch side laps)	-37.5 (Lim. 7; Non-HVHZ)
LC-M-6	OPTIONAL SBS TA VB	Min. 380 psi Elastizell with Zell-Crete Fibers	DynaFast 180 S	Min. 1.8-inch Twin-Loc Nails and Straight Line Batten Bar spaced 9-inch o.c. within the 4-inch wide heat welded side laps	OPTIONAL 1k SBS Ply; CA SBS BUR Ply; PCA SBS BUR Ply; HA SBS BUR Ply; or TA SBS Ply (Min. 4-inch side laps)	1k SBS Cap; CA SBS Cap; PCA SBS Cap; HA SBS Cap; or TA SBS Cap (Min. 4-inch side laps)	-37.5 (Lim. 7; Non-HVHZ)
LC-M-7		Min. 300 psi LWIC	PermaPly 28	Min. 1.7-inch JM LWC CR Base Fastener installed 7-inch o.c. in min. 3-inch side laps, 7-inch o.c. in two (2) equally spaced, staggered rows in the field	CA SBS BUR Ply; PCA SBS BUR Ply; HA SBS BUR Ply; or TA SBS Ply	CA SBS Cap; PCA SBS Cap; HA SBS Cap; or TA SBS Cap	-37.5 (Lim. 7; Non-HVHZ)
LC-M-8		Min. 300 psi LWIC	PermaPly 28	Min. 1.7-inch JM LWC CR Base Fastener installed 7-inch o.c. in min. 3-inch side laps, 7-inch o.c. in two (2) equally spaced, staggered rows in the field	DynaGrip SD/SA followed by optional TA SBS Ply	TA SBS Cap	-37.5 (Lim. 7; Non-HVHZ)



Mechanically Fastened Lightweight Concrete Assemblies over Concrete Deck (New or Existing)							
System No.	Vapor Barrier	LWIC	Base Sheet or Insulation	Base Sheet or Insulation Attachment	Ply Sheet	Cap Sheet	MDP (psf)
LC-M-9		Min. 300 psi LWIC	MA Base 2	Min. 1.7-inch JM LWC CR Base Fastener installed 7-inch o.c. in min. 6.4-inch side laps, 7-inch o.c. in two (2) equally spaced, staggered rows in the field	TA SBS Ply (no DynaWeld Base)	TA SBS Cap 2 (Min. 4-inch side laps)	-37.5 (Lim. 7; Non-HVHZ)
LC-M-10	OPTIONAL SBS TA VB	Min. 310 psi Elastizell with Zell-Crete Fibers	PermaPly 28	Min. 1.7-inch JM LWC CR Base Fastener installed 7-inch o.c. in min. 3-inch side laps, 7-inch o.c. in two (2) equally spaced, staggered rows in the field	CA SBS BUR Ply; PCA SBS BUR Ply; HA SBS BUR Ply; or TA SBS Ply	CA SBS Cap; PCA SBS Cap; HA SBS Cap; or TA SBS Cap	-45 (Lim.7)
LC-M-11	OPTIONAL SBS TA VB	Min. 310 psi Elastizell with Zell-Crete Fibers	PermaPly 28	Min. 1.7-inch JM LWC CR Base Fastener installed 7-inch o.c. in min. 3-inch side laps, 7-inch o.c. in two (2) equally spaced, staggered rows in the field	DynaGrip SD/SA followed by optional TA SBS Ply	TA SBS Cap	-45 (Lim.7)
LC-M-12	OPTIONAL SBS TA VB	Min. 310 psi Elastizell with Zell-Crete Fibers	MA Base 2	Min. 1.7-inch JM LWC CR Base Fastener installed 7-inch o.c. in min. 6.4-inch side laps, 7-inch o.c. in two (2) equally spaced, staggered rows in the field	TA SBS Ply (no DynaWeld Base)	TA SBS Cap 2 (Min. 4-inch side laps)	-45 (Lim.7)
LC-M-13	OPTIONAL SBS TA VB	Min. 300 psi Celcore MF	MA Base 2	Min. 1.7-inch JM LWC CR Base Fastener installed 7-inch o.c. in 4-inch side laps, 7-inch o.c. in two (2) equally spaced, staggered rows in the field	OPTIONAL TA SBS Ply	TA SBS Cap	-45 (Lim. 7)
LC-M-14	OPTIONAL SBS TA VB	Min. 350 psi Celcore MF	MA Base 3	Min. 1.7-inch JM LWC CR Base Fastener installed 12-inch o.c. in 4-inch side laps, 12-inch o.c. in three (3) equally spaced, staggered rows in the field	TA SBS Ply	CA SBS Cap; PCA SBS Cap; HA SBS Cap; or TA SBS Cap	-45 (Lim. 7)
LC-M-15	OPTIONAL SBS TA VB	Min. 460 psi Celcore MF	DynaBase PR	VERSA-FAST Fasteners installed 2 Fasteners/Plate in each VERSA-FAST Metal Plate; Plates spaced 12-inch o.c. within the 6-inch wide, side laps; Side laps adhered with DynaSet 1k	OPTIONAL 1k SBS Ply; HA SBS BUR Ply; or TA SBS Ply	1k SBS Cap; HA SBS Cap; or TA SBS Cap	-45 (Lim. 9; Non-HVHZ)
LC-M-16	OPTIONAL SBS TA VB	Min. 330 psi Celcore MF	MA Base 2	Min. 1.7-inch JM LWC CR Base Fastener installed 7-inch o.c. in 4-inch side laps, 7-inch o.c. in three (3) equally spaced, staggered rows in the field	OPTIONAL TA SBS Ply	TA SBS Cap	-52.5 (Lim. 7)
LC-M-17	OPTIONAL SBS TA VB	Min. 410 psi Celcore MF and Celcore S-1	MA Base 2	Min. 1.7-inch JM LWC CR Base Fastener installed 12-inch o.c. in 4-inch side laps, 12-inch o.c. in two (2) equally spaced, staggered rows in the field	TA SBS Ply	CA SBS Cap; PCA SBS Cap; HA SBS Cap; or TA SBS Cap	-52.5 (Lim. 7)



Mechanically Fastened Lightweight Concrete Assemblies over Concrete Deck (New or Existing)							
System No.	Vapor Barrier	LWIC	Base Sheet or Insulation	Base Sheet or Insulation Attachment	Ply Sheet	Cap Sheet	MDP (psf)
LC-M-18	OPTIONAL SBS TA VB	Min. 410 psi Celcore MF and Celcore S-1	DynaFast 180 HW, DynaFast 180 S or DynaFast 250 HW	Min. 1.8-inch Twin-Loc Nails and Straight Line Batten Bar spaced 6- inch o.c. within the 4-inch wide heat welded side laps	OPTIONAL TA SBS Ply (Min. 4-inch side laps)	TA SBS Cap (Min. 4-inch side laps)	-52.5 (Lim. 7)
LC-M-19	OPTIONAL SBS TA VB	Min. 410 psi Celcore MF and Celcore S-1	DynaFast 180 S	Min. 1.8-inch Twin-Loc Nails and Straight Line Batten Bar spaced 6- inch o.c. within the 4-inch wide heat welded side laps	OPTIONAL 1k SBS Ply; CA SBS BUR Ply; PCA SBS BUR Ply; HA SBS BUR Ply; or TA SBS Ply (Min. 4-inch side laps)	1k SBS Cap; CA SBS Cap; PCA SBS Cap; HA SBS Cap; or TA SBS Cap (Min. 4-inch side laps)	-52.5 (Lim. 7)
LC-M-20	DynaWeld Cap 180 FR	Min 360 psi Celcore MF and Celcore S-1	DynaBase PR, DynaLastic 180 S, or DynaLastic 250 S	Min. 1.7-inch JM LWC CR Base Fastener installed 9-inch o.c. in 3-inch side laps, 12-inch o.c. in two (2) equally spaced, staggered rows in the field	TA SBS Ply (no DynaWeld Base or DynaBase HW)	TA SBS Cap 3 (Min. 4-inch side laps)	-52.5 (Lim. 7)
LC-M-21	DynaWeld 180 S	Min 360 psi Celcore MF	DynaBase PR, DynaLastic 180 S, or DynaLastic 250 S	Min. 1.7-inch JM LWC CR Base Fastener installed 9-inch o.c. in 3-inch side laps, 12-inch o.c. in two (2) equally spaced, staggered rows in the field	TA SBS Ply (no DynaWeld Base or DynaBase HW)	TA SBS Cap 3 (Min. 4-inch side laps)	-52.5 (Lim. 7)
LC-M-22	OPTIONAL SBS TA VB	Min. 410 psi Celcore MF and Celcore S-1	MA Base 2	Min. 1.7-inch JM LWC CR Base Fastener installed 12-inch o.c. in 4- inch side laps, 12-inch o.c. in two (2) equally spaced, staggered rows in the field	TA SBS Ply	TA SBS Cap	-60 (Lim. 7; Non- HVHZ)
LC-M-23	-	Min. 200 psi Mearlcrete	PermaPly 28 or Ventsulation	Min. 1.7-inch LWC Base Sheet Fastener installed 7-inch o.c. in 3-inch side laps, 7-inch o.c. in two (2) equally spaced, staggered rows in the field	OPTIONAL HA SBS BUR Ply or TA SBS Ply	HA SBS Cap or TA SBS Cap	-60 (Lim. 7)
LC-M-24	OPTIONAL SBS TA VB	Min. 480 psi Celcore MF	DynaFast 180 HW, DynaFast 180 S or DynaFast 250 HW	Min. 1.8-inch Twin-Loc Nails and Straight Line Batten Bar spaced 6- inch o.c. within the 4-inch wide heat welded side laps	OPTIONAL TA SBS Ply (Min. 4-inch side laps)	TA SBS Cap (Min. 4-inch side laps)	-60 (Lim. 7)
LC-M-25	OPTIONAL SBS TA VB	Min. 400 psi Elastizell with Zell-Crete Fibers	DynaFast 180 HW, or DynaFast 250 HW	All Purpose Fasteners and High Load Plates spaced 12-inch o.c. within min. 5-inch heat welded side laps	OPTIONAL TA SBS Ply (Min. 4-inch side laps)	TA SBS Cap (Min. 4-inch side laps)	-60 (Lim. 7)
LC-M-26	OPTIONAL SBS TA VB	Min. 400 psi Elastizell with Zell-Crete Fibers	DynaFast 180 S	All Purpose Fasteners and High Load Plates spaced 12-inch o.c. within min. 5-inch heat welded side laps	OPTIONAL 1k SBS Ply; CA SBS BUR Ply; PCA SBS BUR Ply; HA SBS BUR Ply; or TA SBS Ply (Min. 4-inch side laps)	1k SBS Cap; CA SBS Cap; PCA SBS Cap; HA SBS Cap; or TA SBS Cap (Min. 4-inch side laps)	-60 (Lim. 7)



Mechanically Fastened Lightweight Concrete Assemblies over Concrete Deck (New or Existing)							
System No.	Vapor Barrier	LWIC	Base Sheet or Insulation	Base Sheet or Insulation Attachment	Ply Sheet	Cap Sheet	MDP (psf)
LC-M-27	OPTIONAL SBS TA VB	Min. 480 psi Celcore MF	DynaFast 180 S	Min. 1.8-inch Twin-Loc Nails and Straight Line Batten Bar spaced 6-inch o.c. within the 4-inch wide heat welded side laps	OPTIONAL 1k SBS Ply; CA SBS BUR Ply; PCA SBS BUR Ply; HA SBS BUR Ply; or TA SBS Ply (Min. 4-inch side laps)	1k SBS Cap; CA SBS Cap; PCA SBS Cap; HA SBS Cap; or TA SBS Cap (Min. 4-inch side laps)	-60 (Lim. 7)
LC-M-28	OPTIONAL SBS TA VB	Min. 380 psi Celcore MF	PermaPly 28	Min. 1.7-inch JM LWC Base Fastener installed 6-inch o.c. in 4-inch side laps, 6-inch o.c. in three (3) equally spaced, staggered rows in the field	CA SBS BUR Ply; PCA SBS BUR Ply; HA SBS BUR Ply; or TA SBS Ply	CA SBS Cap; PCA SBS Cap; HA SBS Cap; or TA SBS Cap	-60 (Lim. 7)
LC-M-29	-	Min. 310 LWIC	PermaPly 28	Min. 1.7-inch JM LWC CR Base Fastener installed 7-inch o.c. in 4-inch side laps, 7-inch o.c. in two (2) equally spaced, staggered rows in the field	CA SBS BUR Ply; PCA SBS BUR Ply;	CA SBS Cap or PCA SBS Cap;	-60 (Lim. 7)
LC-M-30	-	Min 340 psi Celcore MF over deck treated with Celcore S-1	PermaPly 28	M Min. 1.7-inch JM LWC CR Base Fastener installed 7-inch o.c. in 4-inch side laps, 7-inch o.c. in two (2) equally spaced, staggered rows in the field	CA SBS BUR Ply; PCA SBS BUR Ply;	CA SBS Cap or PCA SBS Cap;	-60 (Lim. 7)
LC-M-31	-	Min 340 psi Celcore MF	DynaBase or DynaBase 3.0	Min. 1.7-inch JM LWC CR Base Fastener installed 7-inch o.c. in min. 3-inch side laps, 7-inch o.c. in two (2) equally spaced, staggered rows in the field	HA SBS BUR Ply; or TA SBS Ply	HA SBS Cap or TA SBS Cap 2	-60 (Lim. 7)
LC-M-32	-	Min. 310 LWIC	PermaPly 28	Min. 1.7-inch JM LWC CR Base Fastener installed 7-inch o.c. in min. 3-inch side laps, 7-inch o.c. in two (2) equally spaced, staggered rows in the field	DynaGrip SD/SA followed by optional TA SBS Ply	TA SBS Cap 2	-67.5 (Lim. 7)
LC-M-33	-	Min. 310 LWIC	PermaPly 28	Min. 1.7-inch JM LWC CR Base Fastener installed 7-inch o.c. in min. 3-inch side laps, 7-inch o.c. in two (2) equally spaced, staggered rows in the field	HA SBS BUR Pi; or TA SBS Ply	HA SBS Cap or TA SBS Cap 2	-67.5 (Lim. 7)
LC-M-34	-	Min 340 psi Celcore MF over deck treated with Celcore S-1	PermaPly 28	Min. 1.7-inch JM LWC CR Base Fastener installed 7-inch o.c. in min. 3-inch side laps, 7-inch o.c. in two (2) equally spaced, staggered rows in the field	HA SBS BUR Pi; or TA SBS Ply	HA SBS Cap or TA SBS Cap 2	-67.5 (Lim. 7)
LC-M-35	-	Min 340 psi Celcore MF over deck treated with Celcore S-1	PermaPly 28	Min. 1.7-inch JM LWC CR Base Fastener installed 7-inch o.c. in min. 3-inch side laps, 7-inch o.c. in two (2) equally spaced, staggered rows in the field	DynaGrip SD/SA followed by optional TA SBS Ply	TA SBS Cap 2	-67.5 (Lim. 7)



Mechanically Fastened Lightweight Concrete Assemblies over Concrete Deck (New or Existing)							
System No.	Vapor Barrier	LWIC	Base Sheet or Insulation	Base Sheet or Insulation Attachment	Ply Sheet	Cap Sheet	MDP (psf)
LC-M-36	-	Min 340 psi <i>Celcore MF</i> over deck treated with <i>Celcore S-1</i>	<i>MA Base 2</i>	Min. 1.7-inch JM LWC CR Base Fastener installed 7-inch o.c. in min. 6.4-inch side laps, 7-inch o.c. in two (2) equally spaced, staggered rows in the field	<i>TA SBS Ply</i> (no DynaWeld Base)	<i>TA SBS Cap 2</i> (Min. 4-inch side laps)	-67.5 (Lim. 7)
LC-M-37	DynaWeld Cap 180 FR	Min 360 psi <i>Celcore MF</i> and <i>Celcore S-1</i>	DynaBase PR, DynaLastic 180 S, or DynaLastic 250 S	Min. 1.7-inch JM LWC CR Base Fastener installed 9-inch o.c. in 3-inch side laps, 9-inch o.c. in two (2) equally spaced, staggered rows in the field	<i>TA SBS Ply</i> (no DynaWeld Base or DynaBase HW)	<i>TA SBS Cap 3</i> (Min. 4-inch side laps)	-67.5 (Lim. 7)
LC-M-38	DynaWeld 180 S	Min 360 psi <i>Celcore MF</i>	DynaBase PR, DynaLastic 180 S, or DynaLastic 250 S	Min. 1.7-inch JM LWC CR Base Fastener installed 9-inch o.c. in 3-inch side laps, 9-inch o.c. in two (2) equally spaced, staggered rows in the field	<i>TA SBS Ply</i> (no DynaWeld Base or DynaBase HW)	<i>TA SBS Cap 3</i> (Min. 4-inch side laps)	-67.5 (Lim. 7)
LC-M-39	-	Min. 350 psi <i>Celcore MF</i>	DynaFast 180 S	(4) 2.25" VERSA-FAST Fasteners installed in each VERSA-FAST Metal Plate; Plates spaced 10-inch o.c. within the 5-inch wide, torched adhered side laps	OPTIONAL <i>1k SBS Ply;</i> <i>CA SBS BUR Ply;</i> <i>PCA SBS BUR Ply;</i> <i>HA SBS BUR Ply;</i> or <i>TA SBS Ply</i> (Min. 4-inch side laps)	<i>1k SBS Cap;</i> <i>CA SBS Cap;</i> <i>PCA SBS Cap;</i> <i>HA SBS Cap;</i> or <i>TA SBS Cap</i> (Min. 4-inch side laps)	-67.5 (Lim. 7)
LC-M-40	-	Min. 350 psi <i>Celcore MF</i>	DynaFast 180 HW or DynaFast 250 HW	(4) 2.25" VERSA-FAST Fasteners installed in each VERSA-FAST Metal Plate; Plates spaced 10-inch o.c. within the 5-inch wide, torched adhered side laps	OPTIONAL <i>TA SBS Ply</i> (Min. 4-inch side laps)	<i>TA SBS Cap</i> (Min. 4-inch side laps)	-67.5 (Lim. 7)
LC-M-41	OPTIONAL <i>SBS TA VB</i>	Min. 400 psi Elastizell with Zell-Crete Fibers	PermaPly 28, GlasBase Plus, DynaBase, DynaBase 3.0 or Ventsulation Felt	Min. 1.7-inch JM LWC CR Base Fastener installed 7-inch o.c. in 4-inch side laps, 7-inch o.c. in two (2) equally spaced, staggered rows in the field	<i>HA SBS BUR Pl;</i> or <i>TA SBS Ply</i>	<i>HA SBS Cap or</i> <i>TA SBS Cap</i>	-75 (Lim. 7)
LC-M-42	-	Min. 360 psi Concrecel	PermaPly 28	Min. 1.7-inch JM LWC CR Base Fastener installed 6-inch o.c. in 4-inch side laps, 6-inch o.c. in three (3) equally spaced, staggered rows in the field	<i>HA SBS BUR Ply;</i> or <i>TA SBS Ply</i>	<i>HA SBS Cap or</i> <i>TA SBS Cap</i>	-120 (Lim. 7)

Lightweight Concrete Assemblies with All Layers Adhered over Steel Deck (New or Existing)								
System No.	Deck Detail	LWIC	Insulation (Note 7)	Insulation Attachment	Base Sheet	Ply Sheet	Cap Sheet	MDP (psf)
LS-A-1	G33	Min 340 psi <i>Celcore MF</i> over deck treated with <i>Celcore S-1</i>	Min. 1.5-inch ENRGY 3	<i>RSUA</i> ribbons spaced 12-inch o.c.	<i>BA SBS BUR Base</i> or <i>1k SBS Ply</i>	OPTIONAL <i>CA SBS Ply;</i> <i>1k SBS Ply;</i> <i>HA SBS Ply;</i> or <i>TA SBS Ply</i>	<i>CA SBS Cap;</i> <i>1k SBS Cap;</i> <i>HA SBS Cap;</i> or <i>TA SBS Cap</i>	-77.5 (Lim. 9)



Lightweight Concrete Assemblies with All Layers Adhered over Steel Deck (New or Existing)								
System No.	Deck Detail	LWIC	Insulation (Note 7)	Insulation Attachment	Base Sheet	Ply Sheet	Cap Sheet	MDP (psf)
LS-A-2	G33	Min 340 psi <i>Celcore MF</i> over deck treated with <i>Celcore S-1</i>	<u>Base Layer:</u> Min. 1.5-inch ENRGY 3 or ENRGY 3 CGF <u>Top Layer:</u> SECUROCK	Base and Top layer secured with <i>RSUA</i> ribbons spaced 12-inch o.c.	1k SBS Ply; CA SBS Ply; HA SBS BUR Ply; BA SBS BUR Ply; or TA SBS Ply	OPTIONAL 1k SBS Ply; CA SBS Ply; HA SBS BUR Ply; BA SBS BUR Ply; or TA SBS Ply	1k SBS Cap; CA SBS Cap; BA SBS Cap; HA SBS Cap; or TA SBS Cap	-77.5 (Lim. 9)
LS-A-3	G33	Min. 300 psi <i>LWIC</i>	Min. 1.5-inch ENRGY 3	2-Part <i>UIA</i> ribbons spaced 12-inch o.c.	1k SBS Ply; CA SBS Ply or BA SBS BUR Base	OPTIONAL 1k SBS Ply; CA SBS Ply; HA SBS Ply; or TA SBS Ply	1k SBS Cap; CA SBS Cap; HA SBS Cap; or TA SBS Cap	-80 (Lim. 9)
LS-A-4	G33	Min. 300 psi <i>LWIC</i>	<u>Base Layer:</u> Min. 1.5-inch ENRGY 3 or ENRGY 3 AGF <u>Top Layer:</u> SECUROCK	2-Part <i>UIA</i> ribbons spaced 12-inch o.c.	1k SBS Ply; CA SBS Ply; HA SBS BUR Ply; BA SBS BUR Ply; or TA SBS Ply	OPTIONAL 1k SBS Ply; CA SBS Ply; HA SBS BUR Ply; BA SBS BUR Ply; or TA SBS Ply	1k SBS Cap; CA SBS Cap; BA SBS Cap; HA SBS Cap; or TA SBS Cap	-80 (Lim. 9)
LS-A-5	G40, L5	Min. 460 psi <i>Celcore MF</i> over deck treated with <i>Celcore S-1</i>	-	-	DynaBase PR applied in DynaSet 1k 12-inch o.c. with side laps sealed in DynaSet 1k	1k SBS Ply; CA SBS Ply; HA SBS BUR Ply; BA SBS BUR Ply; or TA SBS Ply	1k SBS Cap; CA SBS Cap; BA SBS Cap; HA SBS Cap; or TA SBS Cap	-90 (Lim. 9; Non-HVHZ)
LS-A-6	G33	Min. 310 psi Elastizell with Zell-Crete Fibers	Min. 1.5-inch ENRGY 3	2-Part <i>UIA</i> ribbons spaced 12-inch o.c.	1k SBS Ply; CA SBS Ply or BA SBS BUR Base	OPTIONAL 1k SBS Ply; CA SBS Ply; HA SBS Ply; or TA SBS Ply	1k SBS Cap; CA SBS Cap; HA SBS Cap; or TA SBS Cap	-130 (Lim. 9)
LS-A-7	G33	Min. 310 psi Elastizell with Zell-Crete Fibers	<u>Base Layer:</u> Min. 1.5-inch ENRGY 3 or ENRGY 3 AGF <u>Top Layer:</u> SECUROCK	2-Part <i>UIA</i> ribbons spaced 12-inch o.c.	1k SBS Ply; CA SBS Ply; HA SBS BUR Ply; BA SBS BUR Ply; or TA SBS Ply	OPTIONAL 1k SBS Ply; CA SBS Ply; HA SBS BUR Ply; BA SBS BUR Ply; or TA SBS Ply	1k SBS Cap; CA SBS Cap; BA SBS Cap; HA SBS Cap; or TA SBS Cap	-130 (Lim. 9)



Lightweight Concrete Assemblies with Adhered Membranes over Steel Deck (New or Existing)							
System No.	Deck Detail	LWIC	Base Sheet	Insulation/Cover Board	Ply Sheet	Cap Sheet	MDP (psf)
LS-AM-1	L6, G33, P, S24	Min. 350 psi Celcore MF with HS Rheology Admixture	DynaBase, DynaBase 3.0, DynaLastic 180 S, GlasBase Plus, or Ventsulation Felt secured with min. 1.7-inch LWC CR Base Sheet Fasteners secured 7-inch o.c. at the 3-inch lap and 7-inch o.c. in two (2) equally spaced staggered rows in the field	Min. 0.5-inch E3 or E3 C1 followed by DensDeck Prime, DEXcell FA, or SECUROCK adhered in 2-Part UIA applied 12-inch o.c.	SA Base followed by OPTIONAL TA SBS Ply	TA SBS Cap	-45 (Lim. 7)
LS-AM-2	L6, G33, P, S24	Min. 350 psi Celcore MF with HS Rheology Admixture	DynaBase, DynaBase 3.0, DynaLastic 180 S, GlasBase Plus, or Ventsulation Felt secured with min. 1.7-inch LWC CR Base Sheet Fasteners secured 7-inch o.c. at the 3-inch lap and 7-inch o.c. in two (2) equally spaced staggered rows in the field	DensDeck Prime or SECUROCK adhered in 2-Part UIA applied 12-inch o.c.	SA Base followed by OPTIONAL TA SBS Ply	TA SBS Cap	-45 (Lim. 7)
LS-AM-3	L6, G33, P, S24	Min. 350 psi Celcore MF with HS Rheology Admixture	DynaBase, DynaBase 3.0, DynaLastic 180 S, GlasBase Plus, or Ventsulation Felt secured with min. 1.7-inch LWC CR Base Sheet Fasteners secured 7-inch o.c. at the 3-inch lap and 7-inch o.c. in two (2) equally spaced staggered rows in the field	Min. 0.5-inch DensDeck Prime or SECUROCK 2-Part UIA applied 12-inch o.c.	TA SBS Ply	TA SBS Cap	-45 (Lim. 7)
LS-AM-4	L6, G33, P, S24	Min. 350 psi Celcore MF with HS Rheology Admixture	DynaBase, DynaBase 3.0, DynaLastic 180 S, GlasBase Plus, or Ventsulation Felt secured with min. 1.7-inch LWC CR Base Sheet Fasteners secured 7-inch o.c. at the 3-inch lap and 7-inch o.c. in two (2) equally spaced staggered rows in the field	Min. 0.5-inch E3 or E3 C1 adhered 12-inch o.c. in 2-Part UIA followed by DensDeck Prime adhered 12-inch o.c. in 2-Part UIA, OSFA, or RSUA	1k SBS Ply or CA SBS BUR Ply	1k SBS Cap or CA SBS Cap	-45 (Lim. 7)



Lightweight Concrete Assemblies with Adhered Membranes over Steel Deck (New or Existing)							
System No.	Deck Detail	LWIC	Base Sheet	Insulation/Cover Board	Ply Sheet	Cap Sheet	MDP (psf)
LS-AM-5	L6, G33, P, S24	Min. 350 psi Celcore MF with HS Rheology Admixture	DynaBase, DynaBase 3.0, DynaLastic 180 S, GlasBase Plus, or Ventsulation Felt secured with min. 1.7-inch LWC CR Base Sheet Fasteners secured 7-inch o.c. at the 3-inch lap and 7-inch o.c. in two (2) equally spaced staggered rows in the field	Min. 0.5-inch E3 or E3 C1 adhered 12-inch o.c. in 2-Part UIA followed by DensDeck Prime or SECUROCK adhered 12-inch o.c. in 2-Part UIA, OSFA, or RSUA	1k SBS Ply; CA SBS Ply; or PCA SBS Ply	1k SBS Cap; CA SBS Cap; or PCA SBS Cap	-45 (Lim. 7)
LS-AM-6	L6, G33, P, S24	Min. 350 psi Celcore MF with HS Rheology Admixture	DynaBase, DynaBase 3.0, DynaLastic 180 S, GlasBase Plus, or Ventsulation Felt secured with min. 1.7-inch LWC CR Base Sheet Fasteners secured 7-inch o.c. at the 3-inch lap and 7-inch o.c. in two (2) equally spaced staggered rows in the field	Min. 0.5-inch E3 or E3 C1 adhered 12-inch o.c. in 2-Part UIA followed by DEXcell FA adhered 12-inch o.c. in OSFA	1k SBS Ply; CA SBS Ply; PCA SBS Ply or BA SBS Ply	1k SBS Cap; CA SBS Cap; PCA SBS Cap or BA SBS Cap	-45 (Lim. 7)
LS-AM-7	L6, G33, P, S24	Min. 350 psi Celcore MF with HS Rheology Admixture	DynaBase, DynaBase 3.0, DynaLastic 180 S, GlasBase Plus, or Ventsulation Felt secured with min. 1.7-inch LWC CR Base Sheet Fasteners secured 7-inch o.c. at the 3-inch lap and 7-inch o.c. in two (2) equally spaced staggered rows in the field	Min. 0.5-inch E3 or E3 C1 adhered 12-inch o.c. in 2-Part UIA followed by SeparatoR CGF adhered 12-inch o.c. in 2-Part UIA, OSFA, or RSUA	1k SBS Ply; CA SBS Ply; PCA SBS Ply; or BA SBS Ply	1k SBS Cap; CA SBS Cap; PCA SBS Cap; or BA SBS Cap	-45 (Lim. 7)
LS-AM-8	L6, G33, P, S24	Min. 350 psi Celcore MF with HS Rheology Admixture	DynaBase, DynaBase 3.0, DynaLastic 180 S, GlasBase Plus, or Ventsulation Felt secured with min. 1.7-inch LWC CR Base Sheet Fasteners secured 7-inch o.c. at the 3-inch lap and 7-inch o.c. in two (2) equally spaced staggered rows in the field	Min. 0.5-inch E3 or E3 C1 adhered 12-inch o.c. in 2-Part UIA followed by Invinsa Roof Board adhered 12-inch o.c. in 2-Part UIA, OSFA, or RSUA	CA SBS BUR Ply or PCA SBS Ply	CA SBS Cap or PCA SBS Cap	-45 (Lim. 7)



Lightweight Concrete Assemblies with Adhered Membranes over Steel Deck (New or Existing)							
System No.	Deck Detail	LWIC	Base Sheet	Insulation/Cover Board	Ply Sheet	Cap Sheet	MDP (psf)
LS-AM-9	L6, G33, P, S24	Min. 350 psi Celcore MF with HS Rheology Admixture	DynaBase, DynaBase 3.0, DynaLastic 180 S, GlasBase Plus, or Ventsulation Felt secured with min. 1.7-inch LWC CR Base Sheet Fasteners secured 7-inch o.c. at the 3-inch lap and 7-inch o.c. in two (2) equally spaced staggered rows in the field	DensDeck Prime or SECUROCK adhered in 2-Part UIA applied 12-inch o.c.	HA SBS Ply	HA SBS Cap	-45 (Lim. 7)

Mechanically Fastened Lightweight Concrete Assemblies over Steel Deck (New or Existing)							
System No.	Deck Detail	LWIC	Base Sheet or Insulation	Base Sheet or Insulation Attachment	Ply Sheet	Cap Sheet	MDP (psf)
LS-M-1	L5, G33	Min. 280 psi LWIC	MA Base	1.4-inch JM UltraLok or 1.7-inch LWC CR Base Sheet Fastener Fastener installed 7-inch o.c. in 3-inch side laps, 7-inch o.c. in two (2) equally spaced, staggered rows in the field	CA SBS BUR Ply; PCA SBS BUR Ply; HA SBS BUR Ply; or TA SBS Ply	CA SBS Cap; PCA SBS Cap; HA SBS Cap; or TA SBS Cap	-30 (Lim. 7; Non-HVHZ)
LS-M-2	L5, G33	Min. 200 psi LWIC	MA Base	1.4-inch JM UltraLok Fastener installed 9-inch o.c. in 3-inch side laps, 12-inch o.c. in two (2) equally spaced, staggered rows in the field	CA SBS BUR Ply; PCA SBS BUR Ply; HA SBS BUR Ply; or TA SBS Ply	CA SBS Cap; PCA SBS Cap; HA SBS Cap; or TA SBS Cap	-30 (Lim. 7; Non-HVHZ)
LS-M-3	L5, G33	Min. 280 psi LWIC	MA Base	1.4-inch JM UltraLok or 1.7-inch LWC CR Base Sheet Fastener Fastener installed 7-inch o.c. in 3-inch side laps, 7-inch o.c. in two (2) equally spaced, staggered rows in the field	DynaGrip Base SD/SA	HA SBS Cap or TA SBS Cap	-30 (Lim. 7; Non-HVHZ)
LS-M-4	L5, G33	Min. 200 psi LWIC	MA Base	1.4-inch JM UltraLok Fastener installed 9-inch o.c. in 3-inch side laps, 12-inch o.c. in two (2) equally spaced, staggered rows in the field	DynaGrip Base SD/SA	HA SBS Cap or TA SBS Cap	-30 (Lim. 7; Non-HVHZ)
LS-M-5	L5, G33, P, S12	Min. 380 psi Elastizell with Zell-Crete Fibers	DynaFast 180 HW, or DynaFast 250 HW	Min. 1.8-inch Twin-Loc Nails and Straight Line Batten Bar spaced 9-inch o.c. within the 4-inch wide heat welded side laps	OPTIONAL TA SBS Ply (Min. 4-inch side laps)	TA SBS Cap (Min. 4-inch side laps)	-37.5 (Lim. 7; Non-HVHZ)
LS-M-6	L5, G33, P, S12	Min. 380 psi Elastizell with Zell-Crete Fibers	DynaFast 180 S	Min. 1.8-inch Twin-Loc Nails and Straight Line Batten Bar spaced 9-inch o.c. within the 4-inch wide heat welded side laps	OPTIONAL 1k SBS Ply; CA SBS BUR Ply; PCA SBS BUR Ply; HA SBS BUR Ply; or TA SBS Ply (Min. 4-inch side laps)	1k SBS Cap; CA SBS Cap; PCA SBS Cap; HA SBS Cap; or TA SBS Cap (Min. 4-inch side laps)	-37.5 (Lim. 7; Non-HVHZ)



Mechanically Fastened Lightweight Concrete Assemblies over Steel Deck (New or Existing)							
System No.	Deck Detail	LWIC	Base Sheet or Insulation	Base Sheet or Insulation Attachment	Ply Sheet	Cap Sheet	MDP (psf)
LS-M-7	L6, G33, P, S18	Min. 300 psi LWIC	PermaPly 28	Min. 1.7-inch JM LWC CR Base Fastener installed 7-inch o.c. in min. 3-inch side laps, 7-inch o.c. in two (2) equally spaced, staggered rows in the field	CA SBS BUR Ply; PCA SBS BUR Ply; HA SBS BUR Ply; or TA SBS Ply	CA SBS Cap; PCA SBS Cap; HA SBS Cap; or TA SBS Cap	-37.5 (Lim. 7; Non-HVHZ)
LS-M-8	L6, G33, P, S18	Min. 300 psi LWIC	PermaPly 28	Min. 1.7-inch JM LWC CR Base Fastener installed 7-inch o.c. in min. 3-inch side laps, 7-inch o.c. in two (2) equally spaced, staggered rows in the field	DynaGrip SD/SA followed by optional TA SBS Ply	TA SBS Cap	-37.5 (Lim. 7; Non-HVHZ)
LS-M-9	L6, G33, P, S18	Min. 300 psi LWIC	MA Base 2	Min. 1.7-inch JM LWC CR Base Fastener installed 7-inch o.c. in min. 6.4-inch side laps, 7-inch o.c. in two (2) equally spaced, staggered rows in the field	TA SBS Ply (no DynaWeld Base)	TA SBS Cap 2 (Min. 4-inch side laps)	-37.5 (Lim. 7; Non-HVHZ)
LS-M-10	L6, G33, P, S18	Min. 310 psi Elastizell with Zell-Crete Fibers	PermaPly 28	Min. 1.7-inch JM LWC CR Base Fastener installed 7-inch o.c. in min. 3-inch side laps, 7-inch o.c. in two (2) equally spaced, staggered rows in the field	CA SBS BUR Ply; PCA SBS BUR Ply; HA SBS BUR Ply; or TA SBS Ply	CA SBS Cap; PCA SBS Cap; HA SBS Cap; or TA SBS Cap	-45 (Lim.7)
LS-M-11	L6, G33, P, S18	Min. 310 psi Elastizell with Zell-Crete Fibers	PermaPly 28	Min. 1.7-inch JM LWC CR Base Fastener installed 7-inch o.c. in min. 3-inch side laps, 7-inch o.c. in two (2) equally spaced, staggered rows in the field	DynaGrip Base SD/SA followed by optional TA SBS Ply	TA SBS Cap	-45 (Lim.7)
LS-M-12	L6, G33, P, S18	Min. 310 psi Elastizell with Zell-Crete Fibers	MA Base 2	Min. 1.7-inch JM LWC CR Base Fastener installed 7-inch o.c. in min. 6.4-inch side laps, 7-inch o.c. in two (2) equally spaced, staggered rows in the field	TA SBS Ply (no DynaWeld Base)	TA SBS Cap 2 (Min. 4-inch side laps)	-45 (Lim.7)
LS-M-13	L5, G33, F1, S12	Min. 300 psi Celcore MF	MA Base 2	Min. 1.7-inch JM LWC CR Base Fastener installed 7-inch o.c. in 4-inch side laps, 7-inch o.c. in two (2) equally spaced, staggered rows in the field	OPTIONAL TA SBS Ply	TA SBS Cap	-45 (Lim. 7)
LS-M-14	L5, G33, P, S12	Min. 350 psi Celcore MF and Celcore S-1	MA Base 3	Min. 1.7-inch JM LWC CR Base Fastener installed 12-inch o.c. in 4-inch side laps, 12-inch o.c. in three (3) equally spaced, staggered rows in the field	TA SBS Ply	CA SBS Cap; PCA SBS Cap; HA SBS Cap; or TA SBS Cap	-45 (Lim. 7)
LS-M-15	L5, G33, F1, S12	Min. 200 psi LWIC (MCRF ≥169 lbf with 1.7-inch LWC CR Base Sheet Fastener)	Invinsa Roof Board	Min. 1.8-inch JM UltraLok secured at a rate of 32 per 4-ft x 8-ft board	DynaGrip Base SD/SA with OPTIONAL TA SBS Ply	TA SBS Cap; HA SBS Cap; (Min. 4-inch side laps)	-45 (Lim. 7)
LS-M-16	L5, G40, F1, S12	Min. 460 psi Celcore MF	DynaFast 180 S	VERSA-FAST Fasteners installed 2 Fasteners/Plate in each VERSA-FAST Metal Plate; Plates spaced 12-inch o.c. within the 6-inch wide, side laps; Side laps adhered with DynaSet 1k	OPTIONAL TA SBS Ply	TA SBS Cap	-45 (Lim. 9; Non-HVHZ)
LS-M-17	L5, G33, F1, S12	Min. 330 psi Celcore MF	MA Base 2	Min. 1.7-inch JM LWC CR Base Fastener installed 7-inch o.c. in 4-inch side laps, 7-inch o.c. in three (3) equally spaced, staggered rows in the field	OPTIONAL TA SBS Ply	TA SBS Cap	-52.5 (Lim. 7)



Mechanically Fastened Lightweight Concrete Assemblies over Steel Deck (New or Existing)							
System No.	Deck Detail	LWIC	Base Sheet or Insulation	Base Sheet or Insulation Attachment	Ply Sheet	Cap Sheet	MDP (psf)
LS-M-18	L5, G33, P, S12	Min. 400 psi Celcore MF and Celcore S-1	MA Base 2	Min. 1.7-inch JM LWC CR Base Fastener installed 12-inch o.c. in 4-inch side laps, 12-inch o.c. in two (2) equally spaced, staggered rows in the field	TA SBS Ply	CA SBS Cap; PCA SBS Cap; HA SBS Cap; or TA SBS Cap	-52.5 (Lim. 7)
LS-M-19	L5, G33, P, S15	Min. 400 psi Celcore MF and Celcore S-1	DynaFast 180 HW, DynaFast 180 S or DynaFast 250 HW	Min. 1.8-inch Twin-Loc Nails and Straight Line Batten Bar spaced 6-inch o.c. within the 4-inch wide heat welded side laps	OPTIONAL TA SBS Ply (Min. 4-inch side laps)	TA SBS Cap (Min. 4-inch side laps)	-52.5 (Lim. 7)
LS-M-20	L5, G33, P, S15	Min. 400 psi Celcore MF and Celcore S-1	DynaFast 180 S	Min. 1.8-inch Twin-Loc Nails and Straight Line Batten Bar spaced 6-inch o.c. within the 4-inch wide heat welded side laps	OPTIONAL 1k SBS Ply; CA SBS BUR Ply; PCA SBS BUR Ply; HA SBS BUR Ply; or TA SBS Ply (Min. 4-inch side laps)	1k SBS Cap; CA SBS Cap; PCA SBS Cap; HA SBS Cap; or TA SBS Cap (Min. 4-inch side laps)	-52.5 (Lim. 7)
LS-M-21	L6, G33, P, S24	Min 360 psi Celcore MF and Celcore S-1 applied over DynaWeld Cap 180 FR torch adhered to Min. 1/2-inch DensDeck Prime fastened with Fasteners & Plates secured at a rate of 1 fastener per 2ft ²	DynaBase PR, DynaLastic 180 S, or DynaLastic 250 S	Min. 1.7-inch JM LWC CR Base Fastener installed 9-inch o.c. in 3-inch side laps, 12-inch o.c. in two (2) equally spaced, staggered rows in the field	TA SBS Ply (no DynaWeld Base or DynaBase HW)	TA SBS Cap 3 (Min. 4-inch side laps)	-52.5 (Lim. 7)
LS-M-22	L5, G33	Min. 410 psi Celcore MF and Celcore S-1	MA Base 2	Min. 1.7-inch JM LWC CR Base Fastener installed 12-inch o.c. in 4-inch side laps, 12-inch o.c. in two (2) equally spaced, staggered rows in the field	TA SBS Ply	TA SBS Cap	-60 (Lim. 7; Non-HVHZ)
LS-M-23	L5, G33, P, S12	Min. 400 psi Elastizell with Zell-Crete Fibers	DynaFast 180 HW or DynaFast 250 HW	HL Fasteners & Plates spaced 12-inch o.c. within min. 5-inch heat welded side laps	OPTIONAL TA SBS Ply (Min. 4-inch side laps)	TA SBS Cap (Min. 4-inch side laps)	-60 (Lim. 7)
LS-M-24	L5, G33, P, S12	Min. 400 psi Elastizell with Zell-Crete Fibers	DynaFast 180 S	HL Fasteners & Plates spaced 12-inch o.c. within min. 5-inch heat welded side laps	OPTIONAL 1k SBS Ply; CA SBS BUR Ply; PCA SBS BUR Ply; HA SBS BUR Ply; or TA SBS Ply (Min. 4-inch side laps)	1k SBS Cap; CA SBS Cap; PCA SBS Cap; HA SBS Cap; or TA SBS Cap (Min. 4-inch side laps)	-60 (Lim. 7)



Mechanically Fastened Lightweight Concrete Assemblies over Steel Deck (New or Existing)							
System No.	Deck Detail	LWIC	Base Sheet or Insulation	Base Sheet or Insulation Attachment	Ply Sheet	Cap Sheet	MDP (psf)
LS-M-25	L5, G33, P, S15	Min. 480 psi Celcore MF	DynaFast 180 HW, DynaFast 180 S or DynaFast 250 HW	Min. 1.8-inch Twin-Loc Nails and Straight Line Batten Bar spaced 6-inch o.c. within the 4-inch wide heat welded side laps	OPTIONAL TA SBS Ply (Min. 4-inch side laps)	TA SBS Cap (Min. 4-inch side laps)	-60 (Lim. 7)
LS-M-26	L5, G33, P, S15	Min. 480 psi Celcore MF	DynaFast 180 S	Min. 1.8-inch Twin-Loc Nails and Straight Line Batten Bar spaced 6-inch o.c. within the 4-inch wide heat welded side laps	OPTIONAL 1k SBS Ply; CA SBS BUR Ply; PCA SBS BUR Ply; HA SBS BUR Ply; or TA SBS Ply (Min. 4-inch side laps)	1k SBS Cap; CA SBS Cap; PCA SBS Cap; HA SBS Cap; or TA SBS Cap (Min. 4-inch side laps)	-60 (Lim. 7)
LS-M-27	L5, G33, F1, S20	Min. 380 psi Celcore MF	PermaPly 28	Min. 1.7-inch JM LWC CR Base Fastener installed 6-inch o.c. in 4-inch side laps, 6-inch o.c. in three (3) equally spaced, staggered rows in the field	CA SBS BUR Ply; PCA SBS BUR Ply; HA SBS BUR Ply; or TA SBS Ply	CA SBS Cap; PCA SBS Cap; HA SBS Cap; or TA SBS Cap	-60 (Lim. 7)
LS-M-28	L5, G33, F1, S20	Min. 310 LWIC	PermaPly 28	Min. 1.7-inch JM LWC CR Base Fastener installed 7-inch o.c. in 4-inch side laps, 7-inch o.c. in two (2) equally spaced, staggered rows in the field	CA SBS BUR Ply; PCA SBS BUR Ply;	CA SBS Cap; PCA SBS Cap;	-60 (Lim. 7)
LS-M-29	L6, G33, P, S18	Min 340 psi Celcore MF over deck treated with Celcore S-1	PermaPly 28	M Min. 1.7-inch JM LWC CR Base Fastener installed 7-inch o.c. in 4-inch side laps, 7-inch o.c. in two (2) equally spaced, staggered rows in the field	CA SBS BUR Ply; PCA SBS BUR Ply;	CA SBS Cap; PCA SBS Cap;	-60 (Lim. 7)
LS-M-30	L6, G33, P, S24	Min 340 psi Celcore MF with HS Rheology Admixture	DynaBase or DynaBase 3.0	Min. 1.7-inch JM LWC CR Base Fastener installed 7-inch o.c. in min. 3-inch side laps, 7-inch o.c. in two (2) equally spaced, staggered rows in the field	HA SBS BUR Ply; or TA SBS Ply	HA SBS Cap or TA SBS Cap 2	-60 (Lim. 7)
LS-M-31	L6, G33, P, S24	Min 340 psi Celcore MF applied over DynaWeld Base torch adhered to 5/8-inch SECUROCK fastened with OMG 3" Galvalume Steel Plates and OMG Heavy Duty at a rate of 1 fastener per 1.6ft ²	DynaBase, DynaBase 3.0, Dynalastic 180 S, GlasBase Plus, GlasPly Premier, or Ventsulation Felt	Min. 1.7-inch JM LWC CR Base Fastener installed 7-inch o.c. in min. 3-inch side laps, 7-inch o.c. in two (2) equally spaced, staggered rows in the field	HA SBS BUR Ply; or TA SBS Ply	HA SBS Cap or TA SBS Cap 2	-60 (Lim. 7)
LS-M-32	L5, G33, F1, S20	Min. 310 LWIC	PermaPly 28	Min. 1.7-inch JM LWC CR Base Fastener installed 7-inch o.c. in min. 3-inch side laps, 7-inch o.c. in two (2) equally spaced, staggered rows in the field	DynaGrip SD/SA followed by optional TA SBS Ply	TA SBS Cap 2	-67.5 (Lim. 7)
LS-M-33	L5, G33, F1, S20	Min. 310 LWIC	PermaPly 28	Min. 1.7-inch JM LWC CR Base Fastener installed 7-inch o.c. in min. 3-inch side laps, 7-inch o.c. in two (2) equally spaced, staggered rows in the field	HA SBS BUR Ply; or TA SBS Ply	HA SBS Cap or TA SBS Cap 2	-67.5 (Lim. 7)



Mechanically Fastened Lightweight Concrete Assemblies over Steel Deck (New or Existing)							
System No.	Deck Detail	LWIC	Base Sheet or Insulation	Base Sheet or Insulation Attachment	Ply Sheet	Cap Sheet	MDP (psf)
LS-M-34	L6, G33, P, S18	Min 340 psi Celcore MF over deck treated with Celcore S-1	PermaPly 28	Min. 1.7-inch JM LWC CR Base Fastener installed 7-inch o.c. in min. 3-inch side laps, 7-inch o.c. in two (2) equally spaced, staggered rows in the field	HA SBS BUR Ply; or TA SBS Ply	HA SBS Cap or TA SBS Cap 2	-67.5 (Lim. 7)
LS-M-35	L6, G33, P, S18	Min 340 psi Celcore MF over deck treated with Celcore S-1	PermaPly 28	Min. 1.7-inch JM LWC CR Base Fastener installed 7-inch o.c. in min. 3-inch side laps, 7-inch o.c. in two (2) equally spaced, staggered rows in the field	DynaGrip SD/SA followed by optional TA SBS Ply	TA SBS Cap 2	-67.5 (Lim. 7)
LS-M-36	L6, G33, P, S18	Min 340 psi Celcore MF over deck treated with Celcore S-1	MA Base 2	Min. 1.7-inch JM LWC CR Base Fastener installed 7-inch o.c. in min. 6.4-inch side laps, 7-inch o.c. in two (2) equally spaced, staggered rows in the field	TA SBS Ply (no DynaWeld Base)	TA SBS Cap 2 (Min. 4-inch side laps)	-67.5 (Lim. 7)
LS-M-37	L6, G33, P, S24	Min 360 psi Celcore MF and Celcore S-1 applied over DynaWeld Cap 180 FR torch adhered to Min. 1/2-inch DensDeck Prime fastened with Fasteners & Plates secured at a rate of 1 fastener per 2ft ²	DynaBase PR, DynaLastic 180 S, or DynaLastic 250 S	Min. 1.7-inch JM LWC CR Base Fastener installed 9-inch o.c. in 3-inch side laps, 9-inch o.c. in two (2) equally spaced, staggered rows in the field	TA SBS Ply (no DynaWeld Base or DynaBase HW)	TA SBS Cap 3 (Min. 4-inch side laps)	-67.5 (Lim. 7)
LS-M-38	G33, P, L6, S18	Min. 350 psi Celcore MF over deck treated with Celcore S-1	DynaFast 180 S	(4) 2.25" VERSA-FAST Fasteners installed in each VERSA-FAST Metal Plate; Plates spaced 10-inch o.c. within the 5-inch wide, torched adhered side laps	OPTIONAL 1k SBS Ply; CA SBS BUR Ply; PCA SBS BUR Ply; HA SBS BUR Ply; or TA SBS Ply (Min. 4-inch side laps)	1k SBS Cap; CA SBS Cap; PCA SBS Cap; HA SBS Cap; or TA SBS Cap (Min. 4-inch side laps)	-67.5 (Lim. 7)
LS-M-39	G33, P, L6, S18	Min. 350 psi Celcore MF over deck treated with Celcore S-1	DynaFast 180 HW or DynaFast 250 HW	(4) 2.25" VERSA-FAST Fasteners installed in each VERSA-FAST Metal Plate; Plates spaced 10-inch o.c. within the 5-inch wide, torched adhered side laps	OPTIONAL TA SBS Ply (Min. 4-inch side laps)	TA SBS Cap (Min. 4-inch side laps)	-67.5 (Lim. 7)
LS-M-40	L5, G33, P, S12	Min. 400 psi Elastizell with Zell-Crete Fibers	PermaPly 28, GlasBase Plus, Ventsulation Felt	Min. 1.7-inch JM LWC CR Base Fastener installed 7-inch o.c. in 4-inch side laps, 7-inch o.c. in two (2) equally spaced, staggered rows in the field	HA SBS BUR Ply; or TA SBS Ply	HA SBS Cap or TA SBS Cap	-75 (Lim. 7)



Adhered Recover Assemblies								
System No.	Deck Detail	Existing Roof Cover	Base Insulation (Note 7)	Top Insulation	Base Ply	Ply Sheet	Cap Sheet	MDP (psf)
R-A-1	Concrete Deck	Granular Mod Bit or BUR	Min. 1-inch ENRGY 3 secured with OSFA, 2-Part UIA or RSUA ribbons spaced 12-inch o.c.	DensDeck Prime, DEXcell FA or SECUROCK secured with OSFA, 2-Part UIA or RSUA ribbons spaced 12-inch o.c.	CA SBS Ply	OPTIONAL CA SBS Ply	CA SBS Cap	-150 (Lim. 9)
R-A-2	Concrete Deck	Granular Mod Bit or BUR	Min. 1-inch ENRGY 3 secured with OSFA, 2-Part UIA or RSUA ribbons spaced 12-inch o.c.	DensDeck Prime, or SECUROCK secured with OSFA, 2-Part UIA or RSUA ribbons spaced 12-inch o.c.	1k SBS Ply	OPTIONAL 1k SBS Ply	1k SBS Cap	-150 (Lim. 9)
R-A-3	Concrete Deck	Granular Mod Bit or BUR	Min. 1-inch ENRGY 3 secured with OSFA, 2-Part UIA or RSUA ribbons spaced 12-inch o.c.	DEXcell FA secured with OSFA, 2-Part UIA or RSUA ribbons spaced 12-inch o.c.	BA SBS Ply	OPTIONAL BA SBS Ply	BA SBS Cap	-150 (Lim. 9)
R-A-4	Concrete Deck	Granular Mod Bit or BUR	Min. 1-inch ENRGY 3 secured with OSFA, 2-Part UIA or RSUA ribbons spaced 12-inch o.c.	DEXcell FA secured with OSFA, 2-Part UIA or RSUA ribbons spaced 12-inch o.c.	HA SBS Ply	OPTIONAL HA SBS Ply	HA SBS Cap	-150 (Lim. 9)
R-A-5	Concrete Deck	Granular Mod Bit or BUR	Min. 1.5-inch ENRGY 3 secured with OSFA, 2-Part UIA or RSUA ribbons spaced 12-inch o.c.	DensDeck Prime or DEXcell FA secured with OSFA, 2-Part UIA or RSUA ribbons spaced 12-inch o.c.	SA Base	OPTIONAL TA SBS Ply	TA SBS Cap	-195 (Lim. 9)
R-A-6	Concrete Deck	Granular Mod Bit or BUR	Min. 1.5-inch ENRGY 3 secured with OSFA, 2-Part UIA or RSUA ribbons spaced 12-inch o.c.	DensDeck Prime or DEXcell FA secured with OSFA, 2-Part UIA or RSUA ribbons spaced 12-inch o.c.	1k SBS Ply	OPTIONAL 1k SBS Ply	1k SBS Cap	-195 (Lim. 9)

Mechanically Fastened Assemblies over Recover with Adhered Membranes						
System No.	Deck Detail	Base Sheet	Base Sheet Attachment	Ply Sheet	Cap Sheet	MDP (psf)
R-M-1	Min. 200 psi LWIC over Steel Deck (G33, P, L5, S12)	DynaFast 180 S, DynaFast 180 HW or DynaFast 250 HW	HL Fasteners & Plates spaced 6-inch o.c within 4-inch heat welded side lap.	OPTIONAL TA SBS Ply (Min. 4-inch side laps)	TA SBS Cap (Min. 4-inch side laps)	-97.5 (Lim. 7)



Mechanically Fastened Assemblies over Recover with Adhered Membranes						
System No.	Deck Detail	Base Sheet	Base Sheet Attachment	Ply Sheet	Cap Sheet	MDP (psf)
R-M-2	Min. 200 psi LWIC over Steel Deck (G33, P, L5, S12)	DynaFast 180 S	HL Fasteners & Plates spaced 6-inch o.c. within min. 4-inch heat welded side lap	OPTIONAL 1k SBS Ply; CA SBS BUR Ply; HA SBS BUR Ply; or TA SBS Ply (Min. 4-inch side laps)	1k SBS Cap; CA SBS Cap; HA SBS Cap; or TA SBS Cap (Min. 4-inch side laps)	-97.5 (Lim. 7)

Adhered Steel Deck Assemblies (New and Existing)								
System No.	Deck Detail	Thermal Barrier/Vapor Barrier	Base Insulation (Note 7)	Top Insulation	Base Ply	Ply Sheet	Cap Sheet	MDP (psf)
S-A-1	G33	Optional JM Vapor Barrier SA	Min. 1.5-inch E3 applied in 2-Part UIA or RSUA spaced 12-inch o.c. followed by OPTIONAL Min. 1-inch E3 applied in 2-Part UIA or RSUA spaced 12-inch o.c.	Min. 1-inch E3 applied in 2-Part UIA or RSUA spaced 12-inch o.c.	1k SBS Cap; CA SBS Cap; or BA SBS BUR Base	OPTIONAL 1k SBS Ply; CA SBS Ply; PCA SBS Ply; HA SBS Ply; or TA SBS Ply	1k SBS Cap; CA SBS Cap; PCA SBS Cap; HA SBS Cap; or TA SBS Cap	-45 (Lim. 9; Non-HVHZ)
S-A-2	G33	Optional JM Vapor Barrier SA	Min. 1.5-inch E3 applied in 2-Part UIA or RSUA spaced 12-inch o.c. followed by OPTIONAL Min. 1-inch E3 applied in 2-Part UIA or RSUA spaced 12-inch o.c.	Min. 1.5-inch E3 applied in 2-Part UIA or RSUA spaced 12-inch o.c.	SA Base	OPTIONAL TA SBS Ply	TA SBS Cap	-45 (Lim. 9; Non-HVHZ)
S-A-3	G33	Optional JM Vapor Barrier SA	Min. 1.5-inch E3 applied in 2-Part UIA or RSUA spaced 12-inch o.c. followed by OPTIONAL Min. 1-inch E3 applied in 2-Part UIA or RSUA spaced 12-inch o.c.	DensDeck Prime applied in 2-Part UIA, OSFA, or RSUA spaced 12" o.c.	SA Base	OPTIONAL HA SBS BUR Ply or TA SBS Ply	HA SBS Cap or TA SBS Cap	-45 (Lim. 9; Non-HVHZ)
S-A-4	G33	Optional JM Vapor Barrier SA	Min. 1.5-inch E3 applied in 2-Part UIA or RSUA spaced 12-inch o.c. followed by OPTIONAL Min. 1-inch E3 applied in 2-Part UIA or RSUA spaced 12-inch o.c.	DensDeck Prime applied in 2-Part UIA, OSFA, or RSUA spaced 12" o.c.	1k SBS Ply; CA SBS Ply; HA SBS BUR Ply; or TA SBS Ply	OPTIONAL 1k SBS Ply; CA SBS Ply; HA SBS BUR Ply or TA SBS Ply	1k SBS Cap; CA SBS Cap; HA SBS Cap or TA SBS Cap	-45 (Lim. 9; Non-HVHZ)



Adhered Steel Deck Assemblies (New and Existing)								
System No.	Deck Detail	Thermal Barrier/ Vapor Barrier	Base Insulation (Note 7)	Top Insulation	Base Ply	Ply Sheet	Cap Sheet	MDP (psf)
S-A-5	G33	Optional JM Vapor Barrier SA	Min. 1.5-inch E3 applied in 2-Part UIA or RSUA spaced 12-inch o.c. followed by OPTIONAL Min. 1-inch E3 applied in 2-Part UIA or RSUA spaced 12-inch o.c.	DEXcell FA, or SECUROCK secured with 2-Part UIA, OSFA, or RSUA spaced 12" o.c.	1k SBS Ply; CA SBS Ply; HA SBS BUR Ply; BA SBS BUR Ply; or TA SBS Ply	OPTIONAL 1k SBS Ply; CA SBS BUR Ply; HA SBS BUR Ply; BA SBS BUR Ply; or TA SBS Ply	1k SBS Cap; CA SBS Cap; PCA SBS Cap; HA SBS Cap; BA SBS Cap; or TA SBS Cap	-45 (Lim. 9; Non- HVHZ)
S-A-6	G33	Optional JM Vapor Barrier SA	Min. 1.5-inch E3 applied in 2-Part UIA or RSUA spaced 12-inch o.c. followed by OPTIONAL Min. 1-inch E3 applied in 2-Part UIA or RSUA spaced 12-inch o.c.	ProtectoR HD, DEXcell FA, or SECUROCK secured with 2-Part UIA, OSFA, or RSUA spaced 12" o.c.	SA Base	OPTIONAL TA SBS Ply	TA SBS Cap	-45 (Lim. 9; Non- HVHZ)
S-A-7	G33	Min. 0.5-inch DensDeck Prime secured with DF or TF at 1 fastener per 4ft ² over OPTIONAL Vapor Barrier	Min. 1.5-inch ENRGY 3 applied in 2-Part UIA, OSFA, or RSUA applied 12" o.c.	DEXcell FA, SECUROCK, or DensDeck Prime applied in 2-Part UIA, OSFA, or RSUA applied 12" o.c.	1k SBS Ply; CA SBS Ply; HA SBS Ply; BA SBS Ply or TA SBS Ply	OPTIONAL 1k SBS Ply; CA SBS Ply; HA SBS Ply; BA SBS Ply or TA SBS Ply	1k SBS Cap; CA SBS Cap; HA SBS Cap; BA SBS Cap; or TA SBS Cap	-45 (Lim. 7; Non- HVHZ)
S-A-8	G33	Min. 0.5-inch DensDeck Prime secured with DF or TF at 1 fastener per 4ft ² over OPTIONAL Vapor Barrier	Min. 1.5-inch ENRGY 3 applied in 2-Part UIA, OSFA, or RSUA applied 12" o.c.	OPTIONAL ProtectoR HD, DEXcell FA, SECUROCK, or DensDeck Prime applied in 2-Part UIA, OSFA, or RSUA applied 12" o.c.	SA Base	OPTIONAL TA SBS Ply	TA SBS Cap	-45 (Lim. 7; Non- HVHZ)
S-A-9	G33	1/2-inch DEXcell FA secured with Fasteners & Plates at a rate of 1 fastener per 4ft ² ; DynaBase HW torch applied	Min. 1.5-inch E3 RSUA or 2-Part UIA ribbons spaced 12-inch o.c.	ProtectoR HD adhered in RSUA or 2-Part UIA ribbons spaced 12-inch o.c.	1k SBS Ply	OPTIONAL 1k SBS Ply	1k SBS Cap	-45 (Non- HVHZ; Lim. 7)
S-A-10	L6, G33, P, S24	Min. 0.5-inch DEXcell FA secured with Fasteners & Plates secured at a rate of 16 per 4-ft x 8-ft board; DynaWeld Base torch applied	Min. 1.5-inch ENRGY 3 secured with OSFA, 2-Part UIA or RSUA ribbons spaced 12-inch o.c.	DensDeck Prime, DEXcell FA or SECUROCK secured with OSFA, 2-Part UIA or RSUA ribbons spaced 12-inch o.c.	1k SBS Ply; CA SBS Ply; HA SBS Ply; BA SBS Ply or TA SBS Ply	OPTIONAL 1k SBS Ply; CA SBS Ply; HA SBS Ply; BA SBS Ply or TA SBS Ply	1k SBS Cap; CA SBS Cap; HA SBS Cap; BA SBS Cap; or TA SBS Cap	-45 (Lim. 7)



Adhered Steel Deck Assemblies (New and Existing)								
System No.	Deck Detail	Thermal Barrier/ Vapor Barrier	Base Insulation (Note 7)	Top Insulation	Base Ply	Ply Sheet	Cap Sheet	MDP (psf)
S-A-11	L6, G33, P, S24	Min. 0.5-inch DEXcell FA secured with Fasteners & Plates secured at a rate of 16 per 4-ft x 8-ft board; DynaWeld Base torch applied	Min. 1.5-inch ENRGY 3 secured with OSFA, 2-Part UIA or RSUA ribbons spaced 12-inch o.c.	DensDeck Prime, DEXcell FA or SECUROCK secured with OSFA, 2-Part UIA or RSUA ribbons spaced 12-inch o.c.	SA Base	OPTIONAL HA SBS Ply or TA SBS Ply	HA SBS Cap or TA SBS Cap	-45 (Lim. 7)

Assemblies with Adhered Membranes over Insulated Steel Deck (New, Existing, or Recover)									
System No.	Deck Detail	Base Insulation	Base Insulation Attachment	Top Insulation	Top Insulation Attachment	Base Ply	Ply Sheet	Cap Sheet	MDP (psf)
S-AM-1	L5, G33	Min. 1.5-inch E3	Simultaneously fastened with Top Insulation	ProtectoR	Fasteners & Plates secured at a rate of 1 fastener per 4ft ²	SA Base	OPTIONAL TA SBS Ply	TA SBS Cap	-30 (Non-HVHZ; Lim. 7)
S-AM-2	L5, G33	Min. 1.5-inch E3	Simultaneously fastened with Top Insulation	ProtectoR	Fasteners & Plates secured at a rate of 1 fastener per 4ft ²	1k SBS Ply or CA SBS Ply	OPTIONAL 1k SBS Ply or CA SBS Ply	1k SBS Cap or CA SBS Cap	-37.5 (Non-HVHZ; Lim. 7)
S-AM-3	L3, G33	OPTIONAL Insulation under Min. 1.5-inch E3	Simultaneously fastened with Top Insulation	DEXcell Cement	Fasteners & Plates secured at a rate of 1 fastener per 5.33ft ²	1k SBS Ply; CA SBS Ply; HA SBS BUR Ply; BA SBS BUR Ply; or TA SBS Ply	OPTIONAL 1k SBS Ply; CA SBS BUR Ply; HA SBS BUR Ply; BA SBS BUR Ply; or TA SBS Ply	1k SBS Cap; CA SBS Cap; PCA SBS Cap; HA SBS Cap; BA SBS Cap; or TA SBS Cap	-45 (Non-HVHZ; Lim. 7)
S-AM-4	L3, G33	OPTIONAL Insulation under Min. 1.5-inch E3	Simultaneously fastened with Top Insulation	DEXcell FA	Fasteners & Plates secured at a rate of 1 fastener per 3.2ft ²	1k SBS Ply; CA SBS Ply; HA SBS BUR Ply; BA SBS BUR Ply; or TA SBS Ply	OPTIONAL 1k SBS Ply; CA SBS BUR Ply; HA SBS BUR Ply; BA SBS BUR Ply; or TA SBS Ply	1k SBS Cap; CA SBS Cap; PCA SBS Cap; HA SBS Cap; BA SBS Cap; or TA SBS Cap	-45 (Non-HVHZ; Lim. 7)
S-AM-5	L3, G33	OPTIONAL Insulation under Min. 1.5-inch E3	Simultaneously fastened with Top Insulation	Min. 1/2-inch DEXcell FA	Fasteners & Plates secured at a rate of 1 fastener per 4ft ²	1k SBS Ply; CA SBS Ply; HA SBS BUR Ply; BA SBS BUR Ply; or TA SBS Ply	OPTIONAL 1k SBS Ply; CA SBS BUR Ply; HA SBS BUR Ply; BA SBS BUR Ply; or TA SBS Ply	1k SBS Cap; CA SBS Cap; PCA SBS Cap; HA SBS Cap; BA SBS Cap; or TA SBS Cap	-45 (Non-HVHZ; Lim. 7)



Assemblies with Adhered Membranes over Insulated Steel Deck (New, Existing, or Recover)									
System No.	Deck Detail	Base Insulation	Base Insulation Attachment	Top Insulation	Top Insulation Attachment	Base Ply	Ply Sheet	Cap Sheet	MDP (psf)
S-AM-6	L3, G33	OPTIONAL Insulation under Min. 1.5-inch E3	Simultaneously fastened with Top Insulation	Min. 5/8-inch DEXcell FA	Fasteners & Plates secured at a rate of 1 fastener per 5.33ft ²	1k SBS Ply; CA SBS Ply; HA SBS BUR Ply; BA SBS BUR Ply; or TA SBS Ply	OPTIONAL 1k SBS Ply; CA SBS BUR Ply; HA SBS BUR Ply; BA SBS BUR Ply; or TA SBS Ply	1k SBS Cap; CA SBS Cap; PCA SBS Cap; HA SBS Cap; BA SBS Cap; or TA SBS Cap	-45 (Non-HVHZ; Lim. 7)
S-AM-7	L5, G33	OPTIONAL Insulation under Min. 1.5-inch E3	Simultaneously fastened with Top Insulation	Min. 1/2-inch DensDeck Prime	Fasteners & Plates secured at a rate of 1 fastener per 4ft ²	TA SBS Base 2	OPTIONAL TA SBS Ply	TA SBS Cap	-45 (Non-HVHZ; Lim. 7)
S-AM-8	L5, G33	OPTIONAL Insulation under Min. 1.5-inch E3	Simultaneously fastened with Top Insulation	Min. 1/2-inch DensDeck Prime	UltraFast Metal Plate (Square) and High Load fasteners secured at a rate of 1 fastener per 5.33ft ²	SA Base	OPTIONAL HA SBS BUR Ply or TA SBS Ply	HA SBS Cap or TA SBS Cap	-45 (Non-HVHZ; Lim. 7)
S-AM-9	L5, G33	OPTIONAL Insulation under Min. 1.5-inch E3	Simultaneously fastened with Top Insulation	DensDeck Prime	Fasteners & Plates secured at a rate of 1 fastener per 4ft ²	SA Base	OPTIONAL HA SBS BUR Ply or TA SBS Ply	HA SBS Cap or TA SBS Cap	-45 (Non-HVHZ; Lim. 7)
S-AM-10	L5, G33	Min. 1.5-inch E3	Simultaneously fastened with Top Insulation	Min. 1/2-inch DensDeck Prime	Fasteners & Plates secured at a rate of 1 fastener per 5.33ft ²	1k SBS Ply; CA SBS Ply; HA SBS BUR Ply; or TA SBS Ply	OPTIONAL 1k SBS Ply; CA SBS Ply; HA SBS BUR Ply or TA SBS Ply	1k SBS Cap; CA SBS Cap; HA SBS Cap or TA SBS Cap	-45 (Non-HVHZ; Lim. 7)
S-AM-11	L5, G33	Min. 1.5-inch E3	Simultaneously fastened with Top Insulation	Min. 1/2-inch DensDeck Prime	Fasteners & Plates secured at a rate of 1 fastener per 5.33ft ²	SA Base	OPTIONAL TA SBS Ply	TA SBS Cap	-45 (Non-HVHZ; Lim. 7)
S-AM-12	L5, G33	Min. 1.5-inch E3	Simultaneously fastened with Top Insulation	DensDeck Prime	Fasteners & Plates secured at a rate of 1 fastener per 4ft ²	1k SBS Cap; CA SBS Cap; HA SBS BUR Ply; or TA SBS Ply	OPTIONAL 1k SBS Ply; CA SBS Ply; HA SBS BUR Ply or TA SBS Ply	1k SBS Cap; CA SBS Cap; HA SBS Cap or TA SBS Cap	-45 (Non-HVHZ; Lim. 7)
S-AM-13	L5, G33	Min. 1.5-inch E3	Simultaneously fastened with Top Insulation	DensDeck Prime	Fasteners & Plates secured at a rate of 1 fastener per 4ft ²	SA Base	OPTIONAL TA SBS Ply	TA SBS Cap	-45 (Non-HVHZ; Lim. 7)
S-AM-14	L5, G33	Min. 2-inch E3	Fasteners & Plates secured at a rate of 1 fastener per 4ft ²	ProtectoR HD	OSFA, RSUA, or 2-Part UIA applied 12-inch o.c.	1k SBS Ply;	OPTIONAL 1k SBS Ply; BA SBS Ply; CA SBS Ply; or TA SBS Ply	1k SBS Cap; BA SBS Cap; CA SBS Cap; or TA SBS Cap	-45 (Non-HVHZ; Lim. 7)



Assemblies with Adhered Membranes over Insulated Steel Deck (New, Existing, or Recover)									
System No.	Deck Detail	Base Insulation	Base Insulation Attachment	Top Insulation	Top Insulation Attachment	Base Ply	Ply Sheet	Cap Sheet	MDP (psf)
S-AM-15	L5, G33	Min. 2-inch E3	Fasteners & Plates secured at a rate of 1 fastener per 4ft ²	ProtectoR HD	OSFA, RSUA, or 2-Part UIA applied 12-inch o.c.	SA Base	OPTIONAL TA SBS Ply	TA SBS Cap	-45 (Non-HVHZ; Lim. 7)
S-AM-16	L5, G33	Min. 2-inch E3	Fasteners & Plates secured at a rate of 1 fastener per 4ft ²	DensDeck Prime, DEXcell FA, or SECUROCK	OSFA, RSUA, or 2-Part UIA applied 12-inch o.c.	1k SBS Ply; BA SBS Ply; CA SBS Ply; or TA SBS Ply	OPTIONAL 1k SBS Ply; BA SBS Ply; CA SBS Ply; or TA SBS Ply	1k SBS Cap; BA SBS Cap; CA SBS Cap; or TA SBS Cap	-45 (Non-HVHZ; Lim. 7)
S-AM-17	L5, G33	Min. 2-inch E3	Fasteners & Plates secured at a rate of 1 fastener per 4ft ²	DensDeck Prime, DEXcell FA, or SECUROCK	OSFA, RSUA, or 2-Part UIA applied 12-inch o.c.	SA Base	OPTIONAL TA SBS Ply	TA SBS Cap	-45 (Non-HVHZ; Lim. 7)
S-AM-18	L5, G33	Min. 2-inch E3	Fasteners & Plates secured at a rate of 1 fastener per 4ft ²	Min. 1-inch E3	RSUA or 2-Part UIA applied 12-inch o.c.	1k SBS Cap; CA SBS Cap; or BA SBS BUR Base	OPTIONAL 1k SBS Ply; CA SBS Ply; PCA SBS Ply; HA SBS Ply; or TA SBS Ply	1k SBS Cap; CA SBS Cap; PCA SBS Cap; HA SBS Cap; or TA SBS Cap	-45 (Non-HVHZ; Lim. 7)
S-AM-19	L5, G33	Min. 2-inch E3	Fasteners & Plates secured at a rate of 1 fastener per 4ft ²	Min. 1-inch E3	RSUA or 2-Part UIA applied 12-inch o.c.	SA Base	OPTIONAL TA SBS Ply	TA SBS Cap	-45 (Non-HVHZ; Lim. 7)
S-AM-20	L5, G33	Min. 1.5-inch E3	Fasteners & Plates secured 1 fastener per 2.67ft ²	Min. 1-inch E3	2-Part UIA or RSUA applied 12" o.c.	1k SBS Cap; CA SBS Cap; or BA SBS BUR Base	OPTIONAL 1k SBS Ply; CA SBS Ply; PCA SBS Ply; HA SBS Ply; or TA SBS Ply	1k SBS Cap; CA SBS Cap; PCA SBS Cap; HA SBS Cap; or TA SBS Cap	-45 (Lim. 7; Non-HVHZ)
S-AM-21	L5, G33	Min. 1.5-inch E3	Fasteners & Plates secured 1 fastener per 2.67ft ²	Min. 1-inch E3	2-Part UIA or RSUA applied 12" o.c.	SA Base	OPTIONAL TA SBS Ply	TA SBS Cap	-45 (Lim. 7; Non-HVHZ)
S-AM-22	L5, G33	Min. 1.5-inch E3	Fasteners & Plates secured 1 fastener per 2.67ft ²	ProtectoR HD	OSFA, RSUA, or 2-Part UIA applied 12-inch o.c.	1k SBS Ply;	OPTIONAL 1k SBS Ply; BA SBS Ply; CA SBS Ply; or TA SBS Ply	1k SBS Cap; BA SBS Cap; CA SBS Cap; or TA SBS Cap	-45 (Lim. 7; Non-HVHZ)
S-AM-23	L5, G33	Min. 1.5-inch E3	Fasteners & Plates secured 1 fastener per 2.67ft ²	ProtectoR HD	OSFA, RSUA, or 2-Part UIA applied 12-inch o.c.	SA Base	OPTIONAL TA SBS Ply	TA SBS Cap	-45 (Lim. 7; Non-HVHZ)



Assemblies with Adhered Membranes over Insulated Steel Deck (New, Existing, or Recover)									
System No.	Deck Detail	Base Insulation	Base Insulation Attachment	Top Insulation	Top Insulation Attachment	Base Ply	Ply Sheet	Cap Sheet	MDP (psf)
S-AM-24	L5, G33	Min. 1.5-inch E3	Fasteners & Plates secured 1 fastener per 2.67ft ²	DensDeck Prime, DEXcell FA, or SECUROCK	OSFA, RSUA, or 2-Part UIA applied 12-inch o.c.	1k SBS Ply; BA SBS Ply; CA SBS Ply; or TA SBS Ply	OPTIONAL 1k SBS Ply; BA SBS Ply; CA SBS Ply; or TA SBS Ply	1k SBS Cap; BA SBS Cap; CA SBS Cap; or TA SBS Cap	-45 (Lim. 7; Non-HVHZ)
S-AM-25	L5, G33	Min. 1.5-inch E3	Fasteners & Plates secured 1 fastener per 2.67ft ²	DensDeck Prime, DEXcell FA, or SECUROCK	OSFA, RSUA, or 2-Part UIA applied 12-inch o.c.	SA Base	OPTIONAL TA SBS Ply	TA SBS Cap	-45 (Lim. 7; Non-HVHZ)
S-AM-26	L5, G80, P	OPTIONAL Insulation under Min 1.5-inch ENRGY 3, FescoFoam or DuraFoam; or Min. 1-inch Fesco Board or DuraBoard	UF Fasteners & Plates secured at a rate of 16 per 4-ft x 8-ft Board	FescoFoam or DuraFoam; Min. 1-inch Fesco Board; Retro-Fit, RetroPlus or DuraBoard	ASTM D 312, Type IV Asphalt	HA SBS BUR Base	OPTIONAL CA SBS BUR Ply; PCA SBS BUR Ply; HA SBS BUR Ply; BA SBS BUR Ply; or TA SBS Ply	CA SBS Cap; PCA SBS Cap; HA SBS Cap; BA SBS Cap; or TA SBS Cap	-52.5 (Lim. 7)
S-AM-27	L5, G80, P	OPTIONAL Insulation under Min. 1.5-inch E3; FescoBoard; Min. 3/4-inch DuraBoard	Simultaneously fastened with Top Insulation	FescoFoam or DuraFoam; Fesco Board; Retro-Fit, RetrPlus, or DuraBoard	UF Fasteners & Plates or UltraFast Fasteners with UltraFast Plastic Plates at a rate of 16 per 4-ft x 8-ft Board	HA SBS BUR Base	OPTIONAL CA SBS BUR Ply; PCA SBS BUR Ply; HA SBS BUR Ply; BA SBS BUR Ply; or TA SBS Ply	CA SBS Cap; PCA SBS Cap; HA SBS Cap; BA SBS Cap; or TA SBS Cap	-52.5 (Lim.7)
S-AM-28	L6, G33, P, S20	OPTIONAL Insulation under Min 1.5-inch ENRGY 3	Fasteners & Plates secured at a rate of 22 per 4-ft x 8-ft Board	Invinsa	RSUA or 2-Part UIA ribbons spaced 12-inch o.c.	SA Base	OPTIONAL TA SBS Ply	TA SBS Cap	-52.5 (Lim. 7)
S-AM-29	L6, G33, F1, S24	OPTIONAL Insulation under Min. 1.5-inch E3 or E3 C1	Simultaneously fastened with Top Insulation	ProtectoR	Fasteners & Plates secured at a rate of 18 per 4-ft x 8-ft Board	1k SBS Ply	OPTIONAL 1k SBS Ply	1k SBS Cap	-52.5 (Lim. 7)
S-AM-30	L6, G33, F1, S12	OPTIONAL Insulation under Min. 1.5-inch E3	Simultaneously fastened with Top Insulation	DensDeck Prime	Fasteners & Plates secured at a rate of 1 fastener per 1.8ft ²	1k SBS Ply; CA SBS Ply; TA SBS Base; or HA SBS Ply	OPTIONAL 1k SBS Ply; CA SBS Ply; TA SBS Ply; or HA SBS Ply	1k SBS Cap; CA SBS Cap; TA SBS Cap; or HA SBS Cap	-52.5 (Lim. 7)



Assemblies with Adhered Membranes over Insulated Steel Deck (New, Existing, or Recover)									
System No.	Deck Detail	Base Insulation	Base Insulation Attachment	Top Insulation	Top Insulation Attachment	Base Ply	Ply Sheet	Cap Sheet	MDP (psf)
S-AM-31	L6, G33, P, S20	OPTIONAL Insulation under Min. 1.5-inch E3	Simultaneously fastened with Top Insulation	SECUROCK	Fasteners & Plates secured at a rate of 18 per 4-ft x 8-ft Board	1k SBS Ply; CA SBS BUR Ply; PCA SBS BUR Ply; HA SBS BUR Ply; BA SBS BUR Ply; or TA SBS Ply	OPTIONAL 1k SBS Ply; CA SBS BUR Ply; PCA SBS BUR Ply; HA SBS BUR Ply; BA SBS BUR Ply; or TA SBS Ply	1k SBS Cap; CA SBS Cap; PCA SBS Cap; HA SBS Cap; BA SBS Cap; or TA SBS Cap	-60 (Lim. 7)
S-AM-32	L6, G33, F1, S24	OPTIONAL Insulation under Min 1.5-inch ENRGY 3, FescoFoam or DuraFoam	Fasteners & Plates secured at a rate of 18 per 4-ft x 8-ft Board	FescoFoam, DuraFoam, Retro-Fit, RetroPlus or DuraBoard	ASTM D 312, Type IV Asphalt	HA SBS BUR Base	OPTIONAL CA SBS BUR Ply; PCA SBS BUR Ply; HA SBS BUR Ply; BA SBS BUR Ply; or TA SBS Ply	CA SBS Cap; PCA SBS Cap; HA SBS Cap; BA SBS Cap; or TA SBS Cap	-60 (Lim. 7)
S-AM-33	L6, G33, F1, S30	OPTIONAL Insulation under Min 1.5-inch ENRGY 3	Fasteners & Plates secured at a rate of 18 per 4-ft x 8-ft Board	Min. 0.5-inch SECUROCK	2-Part UIA applied 12-inch o.c.	1k SBS Ply; CA SBS BUR Ply; PCA SBS BUR Ply; HA SBS BUR Ply; BA SBS BUR Ply; or TA SBS Ply	OPTIONAL 1k SBS Ply; CA SBS BUR Ply; PCA SBS BUR Ply; HA SBS BUR Ply; BA SBS BUR Ply; or TA SBS Ply	1k SBS Cap; CA SBS Cap; PCA SBS Cap; HA SBS Cap; BA SBS Cap; or TA SBS Cap	-60 (Lim. 7)
S-AM-34	L6, G33, F1, S30	OPTIONAL Insulation under Min 1.5-inch ENRGY 3	Fasteners & Plates secured at a rate of 18 per 4-ft x 8-ft Board	Min. 0.5-inch SECUROCK	2-Part UIA applied 12-inch o.c.	SA Base	OPTIONAL TA SBS Ply	TA SBS Cap	-60 (Lim. 7)
S-AM-35	L6, G33, P, S24	OPTIONAL Insulation	Simultaneously fastened with Top Insulation	SECUROCK	Fasteners & Plates secured at a rate of 22 per 4-ft x 8-ft Board	1k SBS Ply; CA SBS BUR Ply; PCA SBS BUR Ply; HA SBS BUR Ply; BA SBS BUR Ply; or TA SBS Ply	OPTIONAL 1k SBS Ply; CA SBS BUR Ply; PCA SBS BUR Ply; HA SBS BUR Ply; BA SBS BUR Ply; or TA SBS Ply	1k SBS Cap; CA SBS Cap; PCA SBS Cap; HA SBS Cap; BA SBS Cap; or TA SBS Cap	-60 (Lim. 7)
S-AM-36	L6, G33, P, S24	OPTIONAL Insulation	Simultaneously fastened with Top Insulation	SECUROCK	Fasteners & Plates secured at a rate of 22 per 4-ft x 8-ft Board	SA Base	OPTIONAL TA SBS Ply	TA SBS Cap	-60 (Lim. 7)
S-AM-37	L6, G33, F2, S24	OPTIONAL Insulation	Simultaneously fastened with Top Insulation	Min 1.5-inch E3	Fasteners & Plates secured at a rate of 1 fastener per 1.78ft ²	SA Base	OPTIONAL TA SBS Ply	TA SBS Cap	-60 (Lim. 7)
S-AM-38	L6, G33, P, S24	OPTIONAL Insulation	Simultaneously fastened with Top Insulation	Min 1.5-inch ENRGY 3	Fasteners & Plates secured at a rate of 1 fastener per 1.78ft ²	1k SBS Ply; CA SBS Ply, PCA SBS Ply, or BA SBS BUR Base	OPTIONAL 1k SBS Ply; CA SBS Ply; PCA SBS Ply; HA SBS Ply; or TA SBS Ply	1k SBS Cap; CA SBS Cap; PCA SBS Cap; HA SBS Cap; or TA SBS Cap	-60 (Lim. 7)



Assemblies with Adhered Membranes over Insulated Steel Deck (New, Existing, or Recover)									
System No.	Deck Detail	Base Insulation	Base Insulation Attachment	Top Insulation	Top Insulation Attachment	Base Ply	Ply Sheet	Cap Sheet	MDP (psf)
S-AM-39	L6, G80, F1, S24	OPTIONAL Insulation under Min. 3/4-inch DuraBoard or FescoBoard	Simultaneously fastened with Top Insulation	Min. 1.5-inch E3	Fasteners & Plates secured at a rate of 24 per 4-ft x 8-ft Board	DynaBase, DynaBase 3.0 or DynaBase XT fully bonded in MBR Bonding Adhesive	OPTIONAL CA SBS BUR Ply; PCA SBS BUR Ply; HA SBS BUR Ply; BA SBS BUR Ply; or TA SBS Ply	CA SBS Cap; PCA SBS Cap; HA SBS Cap; BA SBS Cap; or TA SBS Cap	-67.5 (Lim. 7)
S-AM-40	L6, G80, F1, S30	OPTIONAL Insulation under Min 1.5-inch ENRGY 3	Fasteners & Plates secured at a rate of 24 per 4-ft x 8-ft Board	Min. 1/2-inch SECUROCK	2-Part UIA applied 12-inch o.c.	1k SBS Ply; CA SBS BUR Ply; PCA SBS BUR Ply; HA SBS BUR Ply; BA SBS BUR Ply; or TA SBS Ply	OPTIONAL 1k SBS Ply; CA SBS BUR Ply; PCA SBS BUR Ply; HA SBS BUR Ply; BA SBS BUR Ply; or TA SBS Ply	1k SBS Cap; CA SBS Cap; PCA SBS Cap; HA SBS Cap; BA SBS Cap; or TA SBS Cap	-67.5 (Lim. 7)
S-AM-41	L6, G80, F1, S30	OPTIONAL Insulation under Min 1.5-inch ENRGY 3	Fasteners & Plates secured at a rate of 24 per 4-ft x 8-ft Board	Min. 1/2-inch SECUROCK	2-Part UIA applied 12-inch o.c.	SA Base	OPTIONAL TA SBS Ply	TA SBS Cap	-67.5 (Lim. 7)
S-AM-42	L6, G33, P, S24	OPTIONAL Insulation	Simultaneously fastened with Top Insulation	Min 1.5-inch E3	Fasteners & Plates secured at a rate of 22 per 4-ft x 8-ft Board	SA Base	OPTIONAL TA SBS Ply	TA SBS Cap	-67.5 (Lim. 7)
S-AM-43	L6, G33, P, S24	OPTIONAL Insulation	Simultaneously fastened with Top Insulation	Min 1.5-inch ENRGY 3	Fasteners & Plates secured at a rate of 22 per 4-ft x 8-ft Board	1k SBS Cap; CA SBS Cap; or BA SBS BUR Base	OPTIONAL 1k SBS Ply; CA SBS Ply; PCA SBS Ply; HA SBS Ply; or TA SBS Ply	1k SBS Cap; CA SBS Cap; PCA SBS Cap; HA SBS Cap; or TA SBS Cap	-67.5 (Lim. 7)
S-AM-44	L6, G33, F1, S12	OPTIONAL Insulation under Min. 1.5-inch E3	Simultaneously fastened with Top Insulation	Min. 0.5-inch DensDeck Prime	Fasteners & Plates secured at a rate of 1 fastener per 1.8ft ²	1k SBS Ply; CA SBS Ply; or TA SBS Base 2	OPTIONAL 1k SBS Ply; CA SBS Ply; or TA SBS Ply	1k SBS Cap; CA SBS Cap; or TA SBS Cap	-67.5 (Lim. 7)
S-AM-45	L6, G33, F1, S30	OPTIONAL Insulation under Min. 2-inch ENRGY 3, FescoFoam, or DuraFoam	UF Fasteners & Plates secured at a rate of 22 per 4-ft x 8-ft Board	Retro-Fit, RetroPlus, or DuraBoard; or Min. 2-inch FescoFoam or DuraFoam	ASTM D 312, Type IV Asphalt	HA SBS BUR Base	OPTIONAL CA SBS BUR Ply; PCA SBS BUR Ply; HA SBS BUR Ply; BA SBS BUR Ply; or TA SBS Ply	CA SBS Cap; PCA SBS Cap; HA SBS Cap; BA SBS Cap; or TA SBS Cap	-75 (Lim. 7)
S-AM-46	L6, G80, F1, S30	OPTIONAL Insulation under Min. 1.5-inch E3	Simultaneously fastened with Top Insulation	Min. 3/4-inch DuraBoard	Fasteners & Plates or UltraFast Fasteners with UltraFast Plastic Plates at a rate of 24 per 4-ft x 8-ft Board	TA SBS Ply	OPTIONAL CA SBS BUR Ply; PCA SBS BUR Ply; HA SBS BUR Ply; BA SBS BUR Ply; or TA SBS Ply	CA SBS Cap; PCA SBS Cap; HA SBS Cap; BA SBS Cap; or TA SBS Cap	-75 (Lim. 7)



Assemblies with Adhered Membranes over Insulated Steel Deck (New, Existing, or Recover)									
System No.	Deck Detail	Base Insulation	Base Insulation Attachment	Top Insulation	Top Insulation Attachment	Base Ply	Ply Sheet	Cap Sheet	MDP (psf)
S-AM-47	L6, G80, F1, S30	OPTIONAL Insulation under Min. 1.5-inch E3, FescoFoam or DuraFoam; FescoBoard; Min. 3/4-inch DuraBoard	Simultaneously fastened with Top Insulation	Min. 0.5-inch SECUROCK	Fasteners & Plates or UltraFast Fasteners with UltraFast Plastic Plates at a rate of 18 per 4-ft x 8-ft Board	1k SBS Ply; CA SBS BUR Ply; PCA SBS BUR Ply; HA SBS BUR Ply; BA SBS BUR Ply; or TA SBS Ply	OPTIONAL 1k SBS Ply; CA SBS BUR Ply; PCA SBS BUR Ply; HA SBS BUR Ply; BA SBS BUR Ply; or TA SBS Ply	1k SBS Ply; CA SBS Cap; PCA SBS Cap; HA SBS Cap; BA SBS Cap; or TA SBS Cap	-75 (Lim. 7)
S-AM-48	L6, G33, F2W, S18	OPTIONAL Insulation under Min. 1.5-inch E3	Simultaneously fastened with Top Insulation	Min. 0.5-inch SECUROCK	Fasteners & Plates (Square) at a rate of 1 fastener per 1.45ft ²	1k SBS Ply; CA SBS Ply; PCA SBS BUR Ply	OPTIONAL 1k SBS Cap; CA SBS Cap; or PCA SBS BUR Ply	1k SBS Cap; CA SBS Cap; or PCA SBS Cap	-75 (Lim. 7)
S-AM-49	L6, G80, F1, S30	OPTIONAL Insulation under Min. 1.5-inch E3	Simultaneously fastened with Top Insulation	Min. 0.5-inch DensDeck Prime or DEXcell FA	Fasteners & Plates at a rate of 18 per 4-ft x 8-ft Board	TA SBS Ply	OPTIONAL TA SBS Ply	TA SBS Cap	-75 (Lim. 7)
S-AM-50	L6, G80, F1, S30	OPTIONAL Insulation under Min. 1.5-inch E3	Simultaneously fastened with Top Insulation	Min. 0.5-inch DensDeck Prime or DEXcell FA	Fasteners & Plates at a rate of 18 per 4-ft x 8-ft Board	SA Base	OPTIONAL TA SBS Ply	TA SBS Cap	-75 (Lim. 7)
S-AM-51	L6, G80, F1, S30	OPTIONAL Insulation under Min. 1.5-inch E3	Simultaneously fastened with Top Insulation	Min. 0.5-inch DensDeck Prime	Fasteners & Plates at a rate of 18 per 4-ft x 8-ft Board	1k SBS Ply or CA SBS Ply	OPTIONAL 1k SBS Ply or CA SBS Ply	1k SBS Cap or CA SBS Cap	-75 (Lim. 7)
S-AM-52	L6, G80, F1, S30	OPTIONAL Insulation under Min. 1.5-inch E3	Simultaneously fastened with Top Insulation	Min. 0.5-inch DEXcell FA	Fasteners & Plates at a rate of 18 per 4-ft x 8-ft Board	CA SBS Ply	OPTIONAL CA SBS Ply	CA SBS Cap	-75 (Lim. 7)
S-AM-53	L6, G33, F1, S12	OPTIONAL Insulation under Min. 1.5-inch E3	Simultaneously fastened with Top Insulation	Min. 0.5-inch DensDeck Prime	Fasteners & Plates secured at a rate of 1 fastener per 1.6ft ²	1k SBS Ply; CA SBS Ply; TA SBS Base; or HA SBS Ply	OPTIONAL 1k SBS Ply; CA SBS Ply; TA SBS Ply; or HA SBS Ply	1k SBS Cap; CA SBS Cap; TA SBS Cap; or HA SBS Cap	-75 (Lim. 7)
S-AM-54	L6, G33, P, S24	OPTIONAL Insulation	Simultaneously fastened with Top Insulation	Min. 2-inch E3	Fasteners & Plates secured at a rate of 20 per 4-ft x 8-ft Board Alt.	SA Base	OPTIONAL TA SBS Ply	TA SBS Cap	-75 (Lim. 7)
S-AM-55	L6, G33, P, S24	OPTIONAL Insulation	Simultaneously fastened with Top Insulation	Min. 2-inch E3	Fasteners & Plates secured at a rate of 20 per 4-ft x 8-ft Board Alt.	1k SBS Ply or CA SBS Ply	OPTIONAL 1k SBS Ply or CA SBS Ply	1k SBS Cap or CA SBS Cap	-75 (Lim. 7)
S-AM-56	L6, G33, F1, S24	OPTIONAL Insulation under Min. 2-inch E3	DF secured at a rate of 20 per 4-ft x 8-ft Board	DensDeck Prime, DEXcell FA, or SECUROCK	OSFA, RSUA or 2-Part UIA ribbons spaced 6-inch o.c.	1k SBS Ply; BA SBS Ply; CA SBS Ply; or TA SBS Ply	OPTIONAL 1k SBS Ply; BA SBS Ply; CA SBS Ply; or TA SBS Ply	1k SBS Cap; BA SBS Cap; CA SBS Cap; or TA SBS Cap	-75 (Lim. 7)



Assemblies with Adhered Membranes over Insulated Steel Deck (New, Existing, or Recover)									
System No.	Deck Detail	Base Insulation	Base Insulation Attachment	Top Insulation	Top Insulation Attachment	Base Ply	Ply Sheet	Cap Sheet	MDP (psf)
S-AM-57	L6, G33, F1, S24	OPTIONAL Insulation under Min 1.5-inch ENRGY 3	Fasteners & Plates secured at a rate of 32 per 4-ft x 8-ft Board	Min. 0.5-inch SECUROCK	2-Part UIA applied 12-inch o.c.	1k SBS Ply; CA SBS BUR Ply; HA SBS BUR Ply; BA SBS BUR Ply; or TA SBS Ply	OPTIONAL 1k SBS Ply; CA SBS BUR Ply; HA SBS BUR Ply; BA SBS BUR Ply; or TA SBS Ply	1k SBS Cap; CA SBS Cap; HA SBS Cap; BA SBS Cap; or TA SBS Cap	-82.5 (Lim. 7)
S-AM-58	L6, G33, F2, S24	OPTIONAL Insulation under Min. 1.5-inch E3	Simultaneously fastened with Top Insulation	Min. 0.5-inch SECUROCK	Fasteners & Plates secured at a rate of 22 per 4-ft x 8-ft Board	1k SBS Ply; CA SBS BUR Ply; HA SBS BUR Ply; BA SBS BUR Ply; or TA SBS Ply	OPTIONAL 1k SBS Ply; CA SBS BUR Ply; HA SBS BUR Ply; BA SBS BUR Ply; or TA SBS Ply	1k SBS Cap; CA SBS Cap; HA SBS Cap; BA SBS Cap; or TA SBS Cap	-82.5 (Lim. 7)
S-AM-59	L6, G33, F2, S24	OPTIONAL Insulation under Min. 1.5-inch E3	Simultaneously fastened with Top Insulation	Min. 0.5-inch DensDeck Prime or DEXcell FA	Fasteners & Plates secured at a rate of 22 per 4-ft x 8-ft Board	CA SBS Ply or TA SBS Ply	OPTIONAL CA SBS Ply or TA SBS Ply	CA SBS Cap or TA SBS Cap	-82.5 (Lim. 7)
S-AM-60	L6, G33, F2, S24	OPTIONAL Insulation under Min. 1.5-inch E3	Simultaneously fastened with Top Insulation	Min. 0.5-inch DensDeck Prime or DEXcell FA	Fasteners & Plates secured at a rate of 22 per 4-ft x 8-ft Board	SA Base	OPTIONAL TA SBS Ply	TA SBS Cap	-82.5 (Lim. 7)
S-AM-61	L6, G33, F2, S24	OPTIONAL Insulation under Min. 1.5-inch E3	Simultaneously fastened with Top Insulation	Min. 0.5-inch DensDeck Prime	Fasteners & Plates secured at a rate of 22 per 4-ft x 8-ft Board	1k SBS Ply	OPTIONAL 1k SBS Ply	1k SBS Cap	-82.5 (Lim. 7)
S-AM-62	L6, G33, F2, S24	OPTIONAL Insulation under Min. 1.5-inch E3	Simultaneously fastened with Top Insulation	Min. 0.5-inch DEXcell FA	Fasteners & Plates secured at a rate of 32 per 4-ft x 8-ft Board	TA SBS Base 2	OPTIONAL TA SBS Ply	TA SBS Cap	-82.5 (Lim. 7)
S-AM-63	L6, G80, F1, S24	OPTIONAL Insulation under Min. 2-inch ENRGY 3	Fasteners & Plates secured at a rate of 22 per 4-ft x 8-ft Board	Min. 0.5-inch SECUROCK	2-Part UIA applied 12-inch o.c.	1k SBS Ply; CA SBS BUR Ply; HA SBS BUR Ply; BA SBS BUR Ply; or TA SBS Ply	OPTIONAL 1k SBS Ply; CA SBS BUR Ply; HA SBS BUR Ply; BA SBS BUR Ply; or TA SBS Ply	1k SBS Cap; CA SBS Cap; HA SBS Cap; BA SBS Cap; or TA SBS Cap	-90 (Lim. 7)
S-AM-64	L6, G80, F1, S24	OPTIONAL Insulation under Min 1.5-inch ENRGY 3	Fasteners & Plates or UltraFast Fasteners with UltraFast Plastic Plates at a rate of 32 per 4-ft x 8-ft Board	Min. 0.5-inch SECUROCK	2-Part UIA applied 12-inch o.c.	1k SBS Ply; CA SBS BUR Ply; HA SBS BUR Ply; BA SBS BUR Ply; or TA SBS Ply	OPTIONAL 1k SBS Ply; CA SBS BUR Ply; HA SBS BUR Ply; BA SBS BUR Ply; or TA SBS Ply	1k SBS Cap; CA SBS Cap; HA SBS Cap; BA SBS Cap; or TA SBS Cap	-90 (Lim. 7)
S-AM-65	L6, G33, F1, S24	OPTIONAL Insulation	Simultaneously fastened with Top Insulation	Min 2-inch E3	Fasteners & Plates secured at a rate of 24 per 4-ft x 8-ft Board	1k SBS Ply or CA SBS Ply	OPTIONAL 1k SBS Ply or CA SBS Ply	1k SBS Cap or CA SBS Cap	-105 (Lim. 7)



Assemblies with Adhered Membranes over Insulated Steel Deck (New, Existing, or Recover)									
System No.	Deck Detail	Base Insulation	Base Insulation Attachment	Top Insulation	Top Insulation Attachment	Base Ply	Ply Sheet	Cap Sheet	MDP (psf)
S-AM-66	L6, G33, F2, S24	OPTIONAL Insulation under Min 1.5-inch ENRGY 3	Simultaneously fastened with Top Insulation	Min. 0.5-inch DensDeck Prime	Fasteners & Plates secured at a rate of 32 per 4-ft x 8-ft Board	TA SBS Base; or HA SBS Ply	OPTIONAL TA SBS Ply; or HA SBS Ply	TA SBS Cap; or HA SBS Cap	-112.5 (Lim. 7)

Mechanically Fastened Assemblies over Steel Deck (New, Existing, or Recover)								
System No.	Deck Detail	Base Insulation	Top Insulation	Base Sheet	Base Sheet Attachment	Ply Sheet	Cap Sheet	MDP (psf)
S-M-1	L5, G33	OPTIONAL Insulation	Min 1-inch E3 with OPTIONAL Cover Board	DynaFast 180 S	APB Fasteners & Plates spaced 18-inch o.c within min. 4-inch heat welded side lap.	OPTIONAL 1k SBS Ply; CA SBS BUR Ply; PCA SBS BUR Ply; HA SBS BUR Ply; BA SBS BUR Ply; or TA SBS Ply (Min. 4-inch side laps)	1k SBS Cap; CA SBS Cap; PCA SBS Cap; HA SBS Cap; BA SBS Cap; or TA SBS Cap (Min. 4-inch side laps)	-47.5 (Lim. 9)
S-M-2	L5, G33	OPTIONAL Insulation	Min 1-inch E3 with OPTIONAL Cover Board	DynaFast 180 HW or DynaFast 250 HW	APB Fasteners & Plates spaced 18-inch o.c within min. 4-inch heat welded side lap.	OPTIONAL TA SBS Ply (Min. 4-inch side laps)	TA SBS Cap (Min. 4-inch side laps)	-47.5 (Lim. 9)
S-M-3	L6, G33, F1W, S24	OPTIONAL Insulation	Min 1-inch E3 with OPTIONAL Cover Board	DynaFast 180 HW or DynaFast 250 HW	HL Fasteners & Plates spaced 6-inch o.c. within min. 4-inch heat welded side lap in rows max. 70-inch o.c.	OPTIONAL TA SBS Ply (Min. 4-inch side laps)	TA SBS Cap (Min. 4-inch side laps)	-52.5 (Lim. 7)
S-M-4	L6, G33, F1W, S24	OPTIONAL Insulation	Min 1-inch E3 with OPTIONAL Cover Board	DynaFast 180 S	HL Fasteners & Plates spaced 6-inch o.c. within min. 4-inch heat welded side lap in rows max. 70-inch o.c.	OPTIONAL 1k SBS Ply; CA SBS BUR Ply; PCA SBS BUR Ply; HA SBS BUR Ply; or TA SBS Ply (Min. 4-inch side laps)	1k SBS Cap; CA SBS Cap; PCA SBS Cap; HA SBS Cap; or TA SBS Cap (Min. 4-inch side laps)	-52.5 (Lim. 7)
S-M-5	L5, G33	OPTIONAL Insulation	Min 1.5-inch E3; or FescoFoam, DuraFoam, FescoBoard or Retro-Fit Board	MA Base	Fasteners & Plates 9-inch o.c. at min. 4-inch side lap and 18-inches o.c. in two equally spaced, staggered rows in the field of the roll	OPTIONAL CA SBS BUR Ply; PCA SBS BUR Ply; HA SBS BUR Ply; BA SBS BUR Ply; or TA SBS Ply	CA SBS Cap; PCA SBS Cap; HA SBS Cap; BA SBS Cap; or TA SBS Cap	-60 (Lim. 9)



Mechanically Fastened Assemblies over <i>Steel Deck (New, Existing, or Recover)</i>								
System No.	Deck Detail	Base Insulation	Top Insulation	Base Sheet	Base Sheet Attachment	Ply Sheet	Cap Sheet	MDP (psf)
S-M-6	L6, G33, F1, S24	OPTIONAL Insulation	Min 1-inch E3 with OPTIONAL Cover Board	DynaLastic 180 S or DyanLastic 250 S	HL Fasteners & Plates spaced 12-inch o.c. within the min. 5-inch heat welded side lap	OPTIONAL 1k SBS Ply; CA SBS BUR Ply; PCA SBS BUR Ply; HA SBS BUR Ply; BA SBS BUR Ply; or TA SBS Ply	1k SBS Cap; CA SBS Cap; PCA SBS Cap; HA SBS Cap; BA SBS Cap; or TA SBS Cap	-67.5 (Lim. 7)
S-M-7	L6, G33, F1, S24	OPTIONAL Insulation	Min 1-inch E3 with OPTIONAL Cover Board	DynaLastic 180 S or DyanLastic 250 S	APB Fasteners & Plates spaced 12-inch o.c. within min. 4-inch heat welded side laps	TA SBS Ply (Min. 4-inch side laps)	TA SBS Cap (Min. 4-inch side laps)	-67.5 (Lim. 7)
S-M-8	L6, G33, F1, S24	OPTIONAL Insulation	Min 1-inch E3 with OPTIONAL Cover Board	DynaLastic 180 S or DyanLastic 250 S	APB Fasteners & Plates spaced 12-inch o.c. within min. 4-inch heat welded side laps	TA SBS Ply (Min. 4-inch side laps)	TA SBS Cap (Min. 4-inch side laps)	-67.5 (Lim. 7)
S-M-9	L6, G33, P	OPTIONAL Insulation	Min 1-inch E3 with OPTIONAL Cover Board	DynaFast 180 S, DynaFast 180 HW or DynaFast 250 HW	HL Fasteners & Plates spaced 12-inch o.c. within min. 4-inch heat welded side lap.	OPTIONAL TA SBS Ply (Min. 4-inch side laps)	TA SBS Cap (Min. 4-inch side laps)	-67.5 (Lim. 7)
S-M-10	L6, G33, P	OPTIONAL Insulation	Min 1-inch E3 with OPTIONAL Cover Board	DynaFast 180 S	HL Fasteners & Plates spaced 12-inch o.c. within min.4-inch heat welded side lap.	OPTIONAL 1k SBS Ply; CA SBS BUR Ply; PCA SBS BUR Ply; HA SBS BUR Ply; or TA SBS Ply (Min. 4-inch side laps)	1k SBS Cap; CA SBS Cap; PCA SBS Cap; HA SBS Cap; or TA SBS Cap (Min. 4-inch side laps)	-67.5 (Lim. 7)
S-M-11	L6, G33, P	OPTIONAL Insulation	Min 1-inch E3 with OPTIONAL Cover Board	DynaFast 180 S, DynaFast 180 HW or DynaFast 250 HW	High Load LH Fasteners and Polymer Membrane Batten OR High Load Fasteners and Metal Membrane Batten or Deep Well Batten strip spaced 6-inch o.c. within min. 4-inch heat welded side laps in rows max. 71-inch o.c.	OPTIONAL TA SBS Ply (Min. 4-inch side laps)	TA SBS Cap (Min. 4-inch side laps)	-90 (Lim.7)
S-M-12	L6, G33, P	OPTIONAL Insulation	Min 1-inch E3 with OPTIONAL Cover Board	DynaFast 180 S	High Load LH Fasteners and Polymer Membrane Batten OR High Load Fasteners and Deep Well Batten strip spaced 6-inch o.c inside 4-inch heat welded side laps in rows max. 71-inch o.c.	OPTIONAL 1k SBS Ply; CA SBS BUR Ply; HA SBS BUR Ply; or TA SBS Ply (Min. 4-inch side laps)	1k SBS Cap; CA SBS Cap; HA SBS Cap; or TA SBS Cap (Min. 4-inch side laps)	-90 (Lim.7)
S-M-13	L6, G33, P	OPTIONAL Insulation	Min 1-inch E3 with OPTIONAL Cover Board	DynaFast 180 S, DynaFast 180 HW or DynaFast 250 HW	APB Fasteners & Plates spaced 6-inch o.c within 4-inch heat welded side lap.	OPTIONAL TA SBS Ply (Min. 4-inch side laps)	TA SBS Cap (Min. 4-inch side laps)	-105 (Lim.7)



Mechanically Fastened Assemblies over <i>Steel Deck (New, Existing, or Recover)</i>								
System No.	Deck Detail	Base Insulation	Top Insulation	Base Sheet	Base Sheet Attachment	Ply Sheet	Cap Sheet	MDP (psf)
S-M-14	L6, G33, P	OPTIONAL Insulation	Min 1-inch E3 with OPTIONAL Cover Board	DynaFast 180 S	APB Fasteners & Plates spaced 6-inch o.c within 4-inch heat welded side lap.	OPTIONAL 1k SBS Ply; CA SBS BUR Ply; HA SBS BUR Ply; or TA SBS Ply (Min. 4-inch side laps)	1k SBS Cap; CA SBS Cap; HA SBS Cap; or TA SBS Cap (Min. 4-inch side laps)	-105 (Lim. 7)
S-M-15	L6, G80, F2W, S24	OPTIONAL Insulation	Min 1-inch E3 with OPTIONAL Cover Board	DynaFast 180 S	HL Fasteners & Plates spaced 6-inch o.c. within min. 4-inch heat welded side laps	OPTIONAL 1k SBS Ply; CA SBS BUR Ply; HA SBS BUR Ply; or TA SBS Ply (Min. 4-inch side laps)	1k SBS Cap; CA SBS Cap; HA SBS Cap; or TA SBS Cap (Min. 4-inch side laps)	-105 (Lim. 7)
S-M-16	L6, G33, F2W, S14	OPTIONAL Insulation	Min 1-inch E3 with OPTIONAL Cover Board	DynaLastic 180 S or DyanLastic 250 S	HL Fasteners & Plates spaced 6-inch o.c. over min. 4-inch side laps	TA SBS Ply	TA SBS Cap	-112.5 (Lim. 7)
S-M-17	L6, G33, F2W, S14	OPTIONAL Insulation	Min 1-inch E3 with OPTIONAL Cover Board	DynaFast 180 S, DynaFast 180 HW or DynaFast 250 HW	HL Fasteners & Plates or APB Fastener & Plates spaced 6-inch o.c. over min. 5-inch side laps	OPTIONAL TA SBS Ply	TA SBS Cap	-112.5 (Lim. 7)
S-M-18	L6, G33, F2W, S14	OPTIONAL Insulation	Min 1-inch E3 with OPTIONAL Cover Board	DynaLastic 180 S or DyanLastic 250 S	HL Fasteners & Plates spaced 6-inch o.c. within min. 5-inch heat welded side laps	OPTIONAL TA SBS Ply	TA SBS Cap	-112.5 (Lim. 7)
S-M-19	L6, G33, F2W, S14	OPTIONAL Insulation under Min 1-inch E3	Min. 5/8-inch Plywood	DynaLastic 180 S or DyanLastic 250 S	HL Fasteners & Plates spaced 6-inch o.c. within min. 5-inch heat welded side laps	OPTIONAL TA SBS Ply	TA SBS Cap	-135 (Lim. 7)
S-M-20	L6, G33, F2W, S14	OPTIONAL Insulation under Min 1-inch E3	Retro-Fit Board	DynaLastic 180 S or DyanLastic 250 S	HL Fasteners & Plates spaced 6-inch o.c. within min. 5-inch heat welded side laps	OPTIONAL TA SBS Ply	TA SBS Cap	-135 (Lim. 7)
S-M-21	L6, G80, F1W	OPTIONAL Insulation	Min 1-inch E3	DynaFast 180 S, DynaFast 180 HW or DynaFast 250 HW	HL Fasteners & Plates spaced 6-inch o.c within min. 4-inch heat welded side lap.	OPTIONAL TA SBS Ply (Min. 4-inch side laps)	TA SBS Cap (Min. 4-inch side laps)	-142.5 (Lim. 7)
S-M-22	L6, G33, F2W, S14	OPTIONAL Insulation under Min 1-inch E3	Min. 5/8-inch Plywood	DynaLastic 180 S or DyanLastic 250 S	HL Fasteners & Plates spaced 6-inch o.c. over min. 4-inch side laps	TA SBS Ply	TA SBS Cap	-150 (Lim. 7)
S-M-23	L6, G33, F2W, S14	OPTIONAL Insulation under Min 1-inch E3	Retro-Fit Board	DynaLastic 180 S or DyanLastic 250 S	HL Fasteners & Plates spaced 6-inch o.c. over min. 4-inch side laps	TA SBS Ply	TA SBS Cap	-150 (Lim. 7)



Mechanically Fastened Assemblies over Steel Deck (New, Existing, or Recover)								
System No.	Deck Detail	Base Insulation	Top Insulation	Base Sheet	Base Sheet Attachment	Ply Sheet	Cap Sheet	MDP (psf)
S-M-24	L6, G80, F1W	OPTIONAL Insulation	Min 1-inch E3 with OPTIONAL Cover Board	DynaFast 250 HW	HL Fasteners & Plates spaced 6-inch o.c. within min. 4-inch heat welded side laps	OPTIONAL DyanFast 250 HW fully torch adhered (Min. 4-inch side laps)	TA SBS Cap 4	-165 (Lim.7)
S-M-25	L6, G33, F2W, S14	OPTIONAL Insulation under Min 1-inch E3	Min. 5/8-inch Plywood	DynaFast 180 S, DynaFast 180 HW or DynaFast 250 HW	HL Fasteners & Plates pr APB Fastener & Plates spaced 12-inch o.c. over min. 4-inch side laps and 12-inch o.c. in three, equally spaced, staggered rows in the field of the roll	TA SBS Ply	TA SBS Cap	-180 (Lim. 7)
S-M-26	L6, G33, F2W, S14	DensDeck, OPTIONAL Insulation under Min 1-inch E3	Min. 5/8-inch Plywood	DynaLastic 180 S or DyanLastic 250 S	HL Fasteners & Plates spaced 12-inch o.c. over min. 4-inch side laps and 12-inch o.c. in three, equally spaced, staggered rows in the field of the roll	TA SBS Ply	TA SBS Cap	-195 (Lim. 7)

Assemblies with All Layers Adhered over Wood Deck (New or Existing)							
System No.	Deck Detail	Base Insulation (Note 7)	Top Insulation	Base Ply	Ply Sheet	Cap Sheet	MDP (psf)
W-A-1	T15/32P, L24	Min. 1.5-inch ENRGY 3 secured in RSUA 12-inch o.c	-	1k SBS Ply; CA SBS Ply; PCA SBS Ply, or BA SBS BUR Base	OPTIONAL 1k SBS Ply; CA SBS Ply; PCA SBS Ply; HA SBS Ply; or TA SBS Ply	1k SBS Cap; CA SBS Cap; PCA SBS Cap; HA SBS Cap; or TA SBS Cap	-45 (Lim. 9; Non-HVHZ)
W-A-2	7/160, L24	-	Protector HD applied in 2-Part UIA or RSUA 12-inch o.c.	SA Base	OPTIONAL TA SBS Ply	TA SBS Cap	-45 (Lim. 9; Non-HVHZ)

Assemblies with Adhered Membranes over Insulated Wood Deck (New, Existing, or Recover)									
System No.	Deck Detail	Anchor Sheet	Anchor Attachment	Base Insulation	Top Insulation	Base Ply	Ply Sheet	Cap Sheet	MDP (psf)
W-AM-1	T7/160, L24	-	-	OPTIONAL Insulation	Min. 1.5-inch E3 fastened with Trufast VERSA-FAST fastener and UltraFast Metal Plate (Round) secured 12 per 4-ft x 8-ft board	SA Base	OPTIONAL TA SBS Ply	TA SBS Cap	-30 (Lim. 7; Non-HVHZ)



Assemblies with Adhered Membranes over Insulated Wood Deck (New, Existing, or Recover)									
System No.	Deck Detail	Anchor Sheet	Anchor Attachment	Base Insulation	Top Insulation	Base Ply	Ply Sheet	Cap Sheet	MDP (psf)
W-AM-2	T7/160, L24	-	-	OPTIONAL Insulation	Min. 1.5-inch ENRGY 3 fastened with Trufast VERSA-FAST fastener and UltraFast Metal Plate (Round) secured 12 per 4-ft x 8-ft board	1k SBS Ply; CA SBS Ply, PCA SBS Ply, or BA SBS BUR Base	OPTIONAL 1k SBS Ply; CA SBS Ply; PCA SBS Ply; HA SBS Ply; or TA SBS Ply	1k SBS Cap; CA SBS Cap; PCA SBS Cap; HA SBS Cap; or TA SBS Cap	-30 (Lim. 7; Non-HVHZ)
W-AM-3	T7/160 or T15/32P, L24	-	-	OPTIONAL Insulation under min. 1.5-inch E3 fastened with UF secured at a rate of 16 per 4-ft x 8-ft Board	DensDeck Prime, DEXcell FA, or SECUROCK adhered with OSFA, RSUA or 2-Part UIA spaced 12-inch o.c.	1k SBS Ply; BA SBS Ply; CA SBS Ply; or TA SBS Ply	OPTIONAL 1k SBS Ply; BA SBS Ply; CA SBS Ply; or TA SBS Ply	1k SBS Cap; BA SBS Cap; CA SBS Cap; or TA SBS Cap	-37.5 (Lim.7; Non-HVHZ)
W-AM-4	T7/160 or T15/32P, L24	-	-	OPTIONAL Insulation under min. 1.5-inch E3	DEXcell FA fastened with UF secured at a rate of 15 per 4-ft x 8-ft Board.	1k SBS Ply; BA SBS Ply; CA SBS Ply; or TA SBS Ply	OPTIONAL 1k SBS Ply; BA SBS Ply; CA SBS Ply; or TA SBS Ply	1k SBS Cap; BA SBS Cap; CA SBS Cap; or TA SBS Cap	-37.5 (Lim.7; Non-HVHZ)
W-AM-5	T7/160, L24	-	-	OPTIONAL Insulation	DensDeck Prime fastened with Trufast VERSA-FAST fastener and UltraFast Metal Plate (Round) secured 12 per 4-ft x 8-ft board	SA Base	OPTIONAL TA SBS Ply	TA SBS Cap	-37.5 (Lim. 7; Non-HVHZ)
W-AM-6	T7/160, L24	-	-	OPTIONAL Insulation	DensDeck Prime fastened with Trufast VERSA-FAST fastener and UltraFast Metal Plate (Round) secured 12 per 4-ft x 8-ft board	1k SBS Ply; BA SBS Ply; CA SBS Ply; or TA SBS Ply	OPTIONAL 1k SBS Ply; BA SBS Ply; CA SBS Ply; or TA SBS Ply	1k SBS Cap; BA SBS Cap; CA SBS Cap; or TA SBS Cap	-37.5 (Lim. 7; Non-HVHZ)



Assemblies with Adhered Membranes over Insulated Wood Deck (New, Existing, or Recover)									
System No.	Deck Detail	Anchor Sheet	Anchor Attachment	Base Insulation	Top Insulation	Base Ply	Ply Sheet	Cap Sheet	MDP (psf)
W-AM-7	T7/16O or T15/32P, L24	-	-	OPTIONAL <i>Insulation</i> under min. 1.5-inch E3 or E3 C1 JM High Load Fasteners and <i>UltraFast Plates</i> secured at a rate of 16 per 4-ft x 8-ft board	<i>DensDeck Prime, DEXcell FA, or SECUROCK</i> adhered with <i>OSFA, RSUA, or 2-Part UIA</i> applied 12-inch o.c.	1k SBS Ply; BA SBS Ply; CA SBS Ply; or TA SBS Ply	OPTIONAL 1k SBS Ply; BA SBS Ply; CA SBS Ply; or TA SBS Ply	1k SBS Cap; BA SBS Cap; CA SBS Cap; or TA SBS Cap	-45 (Lim.7; Non-HVHZ)
W-AM-8	T19/32P, L24, #12-6/6	PermaPly 28 or Ventsulation	<i>UF Fasteners & Plates</i> 8-inch o.c. at 3-inch side lap and three rows staggered in the center of the roll 8-inch o.c.	1.5-inch E3 in ASTM D 312, Type IV Asphalt	FescoFoam, DuraFoam, Fesco Board, Retro-Fit, RetroPlus or DuraBoard in ASTM D 312, Type IV Asphalt	HA SBS BUR Base	OPTIONAL 1k SBS Ply; CA SBS BUR Ply; PCA SBS BUR Ply; HA SBS BUR Ply; BA SBS BUR Ply; or TA SBS Ply	1k SBS Ply; CA SBS Cap; PCA SBS Cap; HA SBS Cap; BA SBS Cap; or TA SBS Cap	-52.5 (Lim.7)
W-AM-9	T15/32P, L24, #8-6/6	Two plies PermaPly 28, DynaBase, DynaBase 3.0, GlasBase Plus or Ventsulation	Min. 12 ga. ring shank nails and min. 32 ga., 1½-inch diameter tin caps 9-inch o.c. at 3-inch side lap and two rows staggered in center 12-inch o.c.	1.5-inch E3 in ASTM D 312, Type IV Asphalt	FescoFoam, DuraFoam, Fesco Board, Retro-Fit, RetroPlus or DuraBoard in ASTM D 312, Type IV Asphalt	HA SBS BUR Base	OPTIONAL 1k SBS Ply; CA SBS BUR Ply; PCA SBS BUR Ply; HA SBS BUR Ply; BA SBS BUR Ply; or TA SBS Ply	1k SBS Cap; CA SBS Cap; PCA SBS Cap; HA SBS Cap; BA SBS Cap; or TA SBS Cap	-52.5 (Lim.7)
W-AM-10	T15/32P, L24, 0.113-6/6	-	-	OPTIONAL Min. 0.5-inch E3	Min. 2-inch ENRGY 3 fastened with <i>Fasteners & Plates</i> secured at a rate of 16 per 4-ft x 8-ft Board	BA SBS BUR Base	OPTIONAL 1k SBS Ply; CA SBS Ply; PCA SBS Ply; HA SBS Ply; or TA SBS Ply	1k SBS Cap; CA SBS Cap; PCA SBS Cap; HA SBS Cap; or TA SBS Cap	-52.5 (Lim. 7)
W-AM-11	T15/32P, L24, 0.113-6/6	-	-	OPTIONAL Min. 0.5-inch E3	Min. 2-inch ENRGY or ENRGY 3 CGF 3 fastened with <i>Fasteners & Plates</i> secured at a rate of 16 per 4-ft x 8-ft Board	SA Base	OPTIONAL TA SBS Ply	TA SBS Cap	-52.5 (Lim. 7)
W-AM-12	T15/32P, L24, 0.113-6/6	-	-	Min. 1.5-inch ENRGY 3 fastened with <i>Fasteners & Plates</i> secured at a rate of 24 per 4-ft x 8-ft Board	Invinsa <i>RSUA</i> or <i>2-Part UIA</i> ribbons spaced 12-inch o.c.	SA Base	OPTIONAL TA SBS Ply	TA SBS Cap	-52.5 (Lim. 7)



Assemblies with Adhered Membranes over Insulated Wood Deck (New, Existing, or Recover)									
System No.	Deck Detail	Anchor Sheet	Anchor Attachment	Base Insulation	Top Insulation	Base Ply	Ply Sheet	Cap Sheet	MDP (psf)
W-AM-13	T15/32P, L24, N6	-	-	Optional Insulation and/or Vapor Barrier	Min. 2-inch E3 fastened with Fasteners & Plates secured 16 per 4-ft x 8-ft board	1k SBS Cap or CA SBS Cap;	OPTIONAL 1k SBS Ply; CA SBS Ply; PCA SBS Ply; HA SBS Ply; or TA SBS Ply	1k SBS Cap; CA SBS Cap; PCA SBS Cap; HA SBS Cap; or TA SBS Cap	-52.5 (Lim. 7)
W-AM-14	T15/32P, L24, 0.113-6/6	-	-	Min. 2-inch E3 fastened with Fasteners & Plates secured 16 per 4-ft x 8-ft board	DensDeck Prime, DEXcell FA, or SECUROCK in OSFA, RSUA or 2-Part UIA ribbons spaced 6-inch o.c.	1k SBS Ply; BA SBS Ply; CA SBS Ply; or TA SBS Ply	OPTIONAL 1k SBS Ply; BA SBS Ply; CA SBS Ply; or TA SBS Ply	1k SBS Cap; BA SBS Cap; CA SBS Cap; or TA SBS Cap	-52.5 (Lim. 7)
W-AM-15	T19/32P, L24, #8-6/6	PermaPly 28 or Ventsulation	Min. 12 ga. ring shank nails and min. 32 ga., 1 ⁵ / ₈ -inch diameter tin caps 9-inch o.c. at 3-inch side lap and two rows staggered in center 9-inch o.c.	Min. 1.5-inch E3 adhered in ASTM D 312, Type IV Asphalt	FescoFoam, DuraFoam, Fesco Board, Retro-Fit, RetroPlus or DuraBoard in ASTM D 312, Type IV Asphalt	HA SBS BUR Base	OPTIONAL 1k SBS Ply; CA SBS BUR Ply; PCA SBS BUR Ply; HA SBS BUR Ply; BA SBS BUR Ply; or TA SBS Ply	1k SBS Cap; CA SBS Cap; PCA SBS Cap; HA SBS Cap; BA SBS Cap; or TA SBS Cap	-60 (Lim. 7)
W-AM-16	T19/32P, L24, 10d-6/6	-	-	Min. 1.5-inch ENRGY 3 fastened with Fasteners & Plates secured at a rate of 24 per 4-ft x 8-ft Board	DuraBoard in ASTM D 312, Type IV Asphalt	OPTIONAL HA SBS BUR Base or BA SBS BUR Base	OPTIONAL HA SBS BUR Ply; BA SBS BUR Ply; or TA SBS Ply	HA SBS Cap; BA SBS Cap; or TA SBS Cap	-60 (Lim. 7)
W-AM-17	T15/32P, L24, 0.113-6/6	-	-	Min. 1.5-inch ENRGY 3 fastened with Fasteners & Plates secured at a rate of 24 per 4-ft x 8-ft Board	Min. 0.5-inch SECUROCK in RSUA applied 12-inch o.c.	1k SBS Ply; CA SBS BUR Ply; PCA SBS BUR Ply; HA SBS BUR Ply; BA SBS BUR Ply; or TA SBS Ply	OPTIONAL 1k SBS Ply; CA SBS BUR Ply; PCA SBS BUR Ply; HA SBS BUR Ply; BA SBS BUR Ply; or TA SBS Ply	1k SBS Cap; CA SBS Cap; PCA SBS Cap; HA SBS Cap; BA SBS Cap; or TA SBS Cap	-60 (Lim. 7)
W-AM-18	T15/32P, L24, 0.113-6/6	-	-	Min. 1.5-inch ENRGY 3 fastened with Fasteners & Plates secured at a rate of 24 per 4-ft x 8-ft Board	Min. 0.5-inch SECUROCK in RSUA applied 12-inch o.c.	SA Base	OPTIONAL TA SBS Ply	TA SBS Cap	-67.5 (Lim. 7)



Assemblies with Adhered Membranes over Insulated Wood Deck (New, Existing, or Recover)									
System No.	Deck Detail	Anchor Sheet	Anchor Attachment	Base Insulation	Top Insulation	Base Ply	Ply Sheet	Cap Sheet	MDP (psf)
W-AM-19	T15/32P, L24, 0.113-6/6	-	-	Optional Insulation and/or Vapor Barrier	Min. 2-inch E3 fastened with Fasteners & Plates secured 24 per 4-ft x 8-ft board Alt.	SA Base	OPTIONAL TA SBS Ply	TA SBS Cap	-75 (Lim. 7)
W-AM-20	T15/32P, L24, 0.113-6/6	-	-	Min. 2-inch E3 fastened with Fasteners & Plates secured 24 per 4-ft x 8-ft board Alt.	DensDeck Prime, DEXcell FA, or SECUROCK in OSFA, RSUA or 2-Part UIA ribbons spaced 6-inch o.c.	1k SBS Ply; BA SBS Ply; CA SBS Ply; or TA SBS Ply	OPTIONAL 1k SBS Ply; BA SBS Ply; CA SBS Ply; or TA SBS Ply	1k SBS Cap; BA SBS Cap; CA SBS Cap; or TA SBS Cap	-75 (Lim. 7)
W-AM-21	T15/32P, L24, 0.113-6/6	-	-	Optional Insulation and/or Vapor Barrier	Min. 2-inch E3 fastened with Fasteners & Plates secured 24 per 4-ft x 8-ft board Alt.	1k SBS Ply or CA SBS Ply	OPTIONAL 1k SBS Ply or CA SBS Ply	1k SBS Cap or CA SBS Cap	-82.5 (Lim. 7)

Mechanically Fastened Assemblies over Wood Deck (New, Existing, or Recover)							
System No.	Deck Detail	Insulation	Base Sheet	Base Sheet Attachment	Ply Sheet	Cap Sheet	MDP (psf)
W-M-1	T7/16O or T15/32P, L24	-	PermaPly 28 or Ventsulation	Min. 1.25-inch x 0.120-inch ring shank nails and min. 32 ga., 1½-inch diameter tin caps 9-inch o.c. at 3-inch side lap and three rows staggered in center 9-inch o.c.	CA SBS BUR Ply; HA SBS BUR Ply; or TA SBS Ply	CA SBS Cap; HA SBS Cap; or TA SBS Cap	-30 (Lim. 7; Non-HVHZ)
W-M-2	T7/16O or T15/32P, L24	-	PermaPly 28 or Ventsulation	VERSA-FAST fasteners and UltraFast (Square) 12-inch o.c. at 3-inch side lap and two rows staggered in center 18-inch o.c.	CA SBS BUR Ply; HA SBS BUR Ply; or TA SBS Ply	CA SBS Cap; HA SBS Cap; or TA SBS Cap	-30 (Lim. 7; Non-HVHZ)
W-M-3	T7/16O or T15/32P, L24	-	PermaPly 28 or Ventsulation	Min. 1.25-inch x 0.120-inch ring shank nails and min. 32 ga., 1½-inch diameter tin caps 6-inch o.c. at 3-inch side lap and three rows staggered in center 6-inch o.c.	CA SBS BUR Ply; HA SBS BUR Ply; or TA SBS Ply	CA SBS Cap; HA SBS Cap; or TA SBS Cap	-45 (Lim. 7; Non-HVHZ)
W-M-4	T7/16O or T15/32P, L24	-	SBS Base Ply	VERSA-FAST fasteners and UltraFast (Square) 12-inch o.c. at 3-inch side lap and two rows staggered in center 18-inch o.c.	CA SBS BUR Ply; HA SBS BUR Ply; or TA SBS Ply	CA SBS Cap; HA SBS Cap; or TA SBS Cap	-45 (Lim. 7; Non-HVHZ)



Mechanically Fastened Assemblies over <i>Wood Deck (New, Existing, or Recover)</i>							
System No.	Deck Detail	Insulation	Base Sheet	Base Sheet Attachment	Ply Sheet	Cap Sheet	MDP (psf)
W-M-5	T7/160 or T15/32P, L24	-	SBS Base Ply	VERSA-FAST fasteners and UltraFast (Square) 12-inch o.c. at 3-inch side lap and two rows staggered in center 18-inch o.c.	DynaGrip Base SD/SA self-adhered	HA SBS Cap or TA SBS Cap	-45 (Lim. 7; Non-HVHZ)
W-M-6	T19/32P, L24, #12-6/6	OPTIONAL Min. 1.3-inch Insulation	PermaPly 28 or Ventsulation	Fasteners & Plates 8-inch o.c. at side lap and three rows staggered in center of the roll 8-inch o.c.	OPTIONAL HA SBS BUR Ply; BA SBS BUR Ply; or TA SBS Ply	HA SBS Cap; BA SBS Cap; or TA SBS Cap	-52.5 (Lim. 7)
W-M-7	T19/32P, L24, #8-6/6	-	Two plies PermaPly 28, DynaBase, DynaBase 3.0, GlasBase Plus or Ventsulation	Min. 12 ga. ring shank nails and min. 32 ga., 1½-inch diameter tin caps 9-inch o.c. at 3-inch side lap and two rows staggered in center 12-inch o.c.	OPTIONAL HA SBS BUR Ply; BA SBS BUR Ply; or TA SBS Ply	HA SBS Cap; BA SBS Cap; or TA SBS Cap	-52.5 (Lim. 7)
W-M-8	T15/32P, L24, #8-6/6	OPTIONAL Insulation under Min. 1-inch E3 with OPTIONAL Cover Board	DynaFast 180 HW, DynaFast 180 S, DynaFast 250 HW	APB Fasteners & Plates spaced 9-inch o.c within 4-inch heat welded side laps	OPTIONAL TA SBS Ply (Min. 4-inch side laps)	TA SBS Cap (Min. 4-inch side laps)	-60 (Lim. 7)
W-M-9	T15/32P, L24, #8-6/6	OPTIONAL Insulation under Min. 1-inch E3 with OPTIONAL Cover Board	DynaFast 180 S	APB Fasteners & Plates spaced 9-inch o.c inside 4-inch heat welded side laps	OPTIONAL 1k SBS Ply; CA SBS BUR Ply; PCA SBS BUR Ply; HA SBS BUR Ply; or TA SBS Ply (Min. 4-inch side laps)	1k SBS Cap; CA SBS Cap; PCA SBS Cap; HA SBS Cap; or TA SBS Cap (Min. 4-inch side laps)	-60 (Lim. 7)
W-M-10	T19/32P, L24, #8-6/6	-	PermaPly 28 or Ventsulation	Min. 12 ga. ring shank nails and min. 32 ga., 1½-inch diameter tin caps 9-inch o.c. at 3-inch side lap and two rows staggered in center 9-inch o.c.	OPTIONAL HA SBS BUR Ply; BA SBS BUR Ply; or TA SBS Ply	HA SBS Cap; BA SBS Cap; or TA SBS Cap	-60 (Lim. 7)
W-M-11	T15/32P, L24, #8-6/6	OPTIONAL Insulation under Min. 1-inch E3 with OPTIONAL Cover Board	DynaFast 180 HW, DynaFast 180 S, DynaFast 250 HW	High Load LH Fasteners and Polymer Membrane Batten or High Load Fasteners and Deep Well Batten strip spaced 6-inch o.c within the 4-inch heat welded side laps	OPTIONAL TA SBS Ply (Min. 4-inch side laps)	TA SBS Cap (Min. 4-inch side laps)	-82.5 (Lim. 7)



Mechanically Fastened Assemblies over <i>Wood Deck (New, Existing, or Recover)</i>							
System No.	Deck Detail	Insulation	Base Sheet	Base Sheet Attachment	Ply Sheet	Cap Sheet	MDP (psf)
W-M-12	<i>T15/32P, L24, #8-6/6</i>	OPTIONAL <i>Insulation</i> under Min. 1-inch E3 with OPTIONAL <i>Cover Board</i>	DynaFast 180 S	High Load LH Fasteners and Polymer Membrane Batten or High Load Fasteners and Deep Well Batten strip spaced 6-inch o.c within the 4-inch heat welded side laps	OPTIONAL <i>1k SBS Ply;</i> <i>CA SBS BUR Ply;</i> <i>HA SBS BUR Ply;</i> or <i>TA SBS Ply</i> (Min. 4-inch side laps)	<i>1k SBS Cap;</i> <i>CA SBS Cap;</i> <i>HA SBS Cap;</i> or <i>TA SBS Cap</i> (Min. 4-inch side laps)	-82.5 (Lim. 7)

END OF REPORT